

BlueStar[®] Connective Technologies Index

The BlueStar[®] Connective Technologies Index (BCNCT) tracks the performance of the largest and most liquid companies listed on US exchanges offering hardware, software, or services to the rollout of 5G, or 6G networks, and other connective technologies. This is a modified market cap-weighted index.

Key Features



Index 237.81/100.00 237.81/152.50

Size and Liquidity Requirements

Full MCap of at least 150 mln USD. Three month average-daily-trading volume of at least 1 mln USD at a review and also at the previous two reviews. At least 250,000 shares traded per month over the last six months at a review and also at the previous two reviews.

Universe

Companies have to generate at least 50% of their revenues from business activity, products, or services designed to facilitate the roll-out of or meet 5G, or 6G technology standards, and other connective technologies.

Diversification

Company weightings are capped at 5%.

Review

Semi-annual in March and September.

Index Data

INDEX PARAMETERS

Launch Date	05 Feb 2021	Components	50
Type	Sector	Volatility (250 days)	21.00
Currency	USD	Full MCap bn USD	10,144.01
Base Date	30 Dec 2016	Float MCap bn USD	7,771.99
Base Value	100.00	Correlation* (250 days)	0.75

* S&P North USA Tech MN

FUNDAMENTALS*

Price/Earnings Trailing	74.91
Price/Book	4.25
Price/Sales	2.99
Price/Cash Flow	14.88
Dividend Yield	1.14

* as of 30 Sep 2024

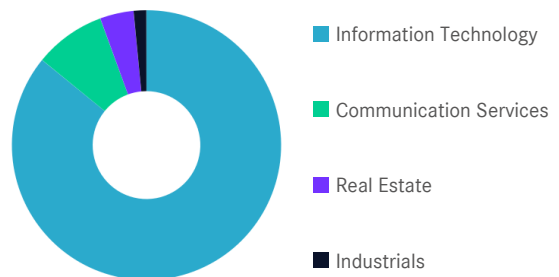
ANNUALISED PERFORMANCE*

1 Month	2.96%
1 Year	48.05%
3 Years	5.50%
5 Years	12.64%
7 Years	11.50%

* Total Return Net Index

Sector Weightings

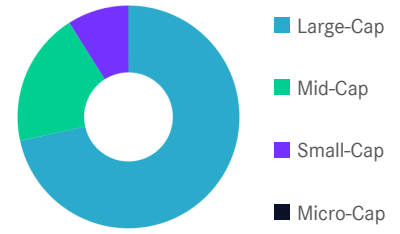
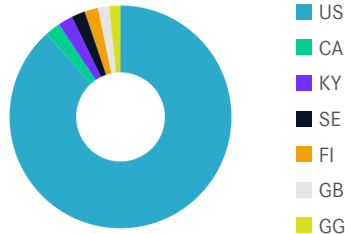
Sector	Count	Weight
Information Technology	40	85.88%
Communication Services	6	8.54%
Real Estate	3	4.05%
Industrials	1	1.53%



BlueStar® Connective Technologies Index

Country and Size Weightings

Country	Count	Weight
United States	44	88.39%
Canada	1	2.24%
Cayman Islands	1	2.16%
Sweden	1	1.98%
Finland	1	1.95%
United Kingdom	1	1.66%
Guernsey	1	1.62%



Size	Count	Weight
Large-Cap (> 6 bn)	31	71.57%
Mid-Cap (1.5 bn - 6 bn)	13	19.47%
Small-Cap (0.2 bn - 1.5 bn)	6	8.95%
Micro-Cap (0.0 bn - 0.2 bn)	0	0.00%

Index Components

Top Components by Weight	Country	Weight	Best Performing Components	YTD	1 Day
NVIDIA CORP	US	5.58%	CELESTICA INC	130.59%	18.25%
BROADCOM INC	US	5.03%	T-MOBILE US INC	47.28%	5.71%
ORACLE CORP	US	4.94%	COMMSCOPE HOLDING CO INC	125.18%	2.75%
APPLE INC	US	4.81%	NOKIA CORP-SPON ADR	44.02%	2.56%
CISCO SYSTEMS INC	US	4.04%	CALIX INC	-13.25%	2.29%
QUALCOMM INC	US	3.47%			
ARISTA NETWORKS INC	US	2.82%			
CELESTICA INC	CA	2.24%	Worst Performing Components	YTD	1 Day
MARVELL TECHNOLOGY INC	US	2.22%	AST SPACEMOBILE INC	315.76%	-4.53%
CREDO TECHNOLOGY GROUP HOLDING LTD	KY	2.16%	GLOBALSTAR INC	-46.91%	-2.83%
DATADOG INC	US	2.05%	IRIDIUM COMMUNICATIONS INC	-28.61%	-2.82%
ERICSSON TEL-SP ADR	SE	1.98%	VERIZON COMMUNICATIONS INC	18.46%	-2.33%
Subtotal		41.35%	NETSCOUT SYSTEMS INC	-6.79%	-2.11%

Symbols

	Symbol	ISIN	WKN	Sedol	Bloomberg	Reuters	Telekurs
Price Return	BCNCT	DE000SL0CRQ0	SL0CRQ	BKPKKZ9	BCNCT	.BCNCT	59842120
Total Return Net	BCNCTNTR	DE000SL0CRR8	SL0CRR	BKPKL01	BCNCTNTR	.BCNCTNTR	59832673
Total Return Gross	BCNCTTR	DE000SLA70J8	SLA70J	BMGR514	BCNCTTR	.BCNCTTR	45929639

BlueStar® Connective Technologies Index

For further information visit www.marketvector.com

Nothing on this factsheet shall be considered a solicitation to buy or an offer to sell a security, or any other product or service, to any person in any jurisdiction where such offer, solicitation, purchase or sale would be unlawful under the laws of such jurisdiction. Neither MarketVector Indexes GmbH nor any of its licensors makes any warranties or representations, express or implied, to the user with respect to any of the data contained herein. The data is provided for informational purposes only, and the Company shall not be responsible or liable for the accuracy, usefulness or availability of any information transmitted or made available through it. The MarketVector™ family of indexes (MarketVector™, Bluestar®, MVIS®) is protected through various intellectual property rights and unfair competition and misappropriation laws. MVIS® is a registered trademark of Van Eck Associates Corporation that has been licensed to MarketVector Indexes GmbH. MarketVector™ and MarketVector Indexes™ are pending trademarks of Van Eck Associates Corporation. BlueStar®, BlueStar Indexes®, BIGI® and BIGITech® are trademarks of MarketVector Indexes GmbH. You require a licence to launch any product whose performance is linked to the value of a particular MarketVector™ Index and for all use of the MarketVector™ name or name of the MarketVector™ Index in the marketing of the product.