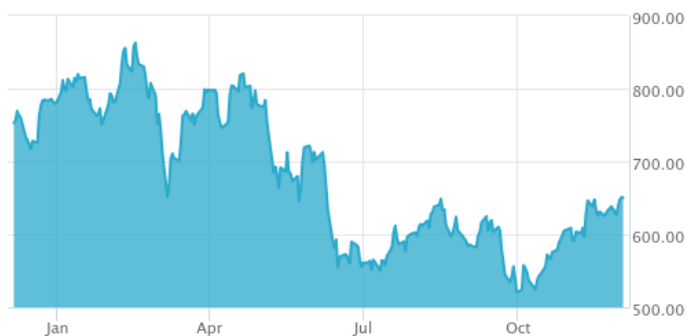


BlueStar® Hotels, Airlines, and Cruises Index

The BlueStar® Hotels, Airlines, and Cruises Index (BCRUZ) tracks the performance of the largest and most liquid companies in the global hotels, airlines, and cruises industries. This is a modified market cap-weighted index, and only includes companies that generate at least 50% of their revenue from products and services relating to passenger airlines, hotels and resorts (excluding motel chains), or cruises.

Key Features



	All Time High/Low	52-Week High/Low
Total Return Net Index	1,064.67/390.38	862.84/520.20

Size and Liquidity Requirements

Full MCap of at least 150 mln USD. Three month average-daily-trading volume of at least 1 mln USD at a review and also at the previous two reviews. At least 250,000 shares traded per month over the last six months at a review and also at the previous two reviews.

Universe

Companies have to derive 50% or revenue or operating assets from the hotel, passenger airline, or cruise industries.

Diversification

Maximum weight of 8%.

Review

Quarterly.

Index Data

INDEX PARAMETERS

Launch Date	01 Jun 2021	Components	55
Type	Sector	Volatility (250 days)	36.27
Currency	USD	Full MCap bn USD	434.21
Base Date	31 Dec 2017	Float MCap bn USD	277.91
Base Value	1,000.00	Correlation* (250 days)	0.91

* MSCI World Hotels Restaurants & Leisure

FUNDAMENTALS*

Price/Earnings Trailing	-12.33
Price/Book	2.07
Price/Sales	1.36
Price/Cash Flow	14.98
Dividend Yield	0.36

* as of 30 Nov 2022

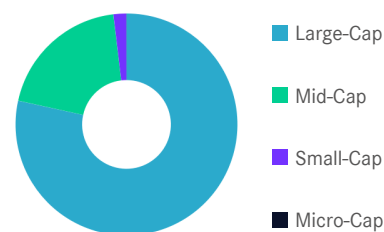
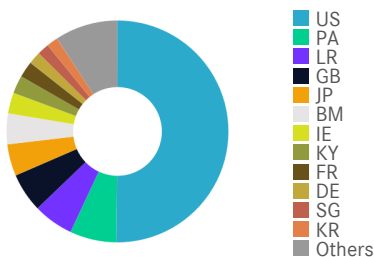
ANNUALISED PERFORMANCE*

1 Month	9.79%
1 Year	-10.90%
3 Years	-10.63%
5 Years	-
7 Years	-8.38%

* Total Return Net Index

Country and Size Weightings

Country	Count	Weight
United States	23	50.18%
Panama	2	6.78%
Liberia	1	5.85%
United Kingdom	3	5.71%
Japan	5	4.62%
Bermuda	2	4.47%
Ireland	1	3.04%
Cayman Islands	1	2.62%
France	2	2.38%
Germany	1	1.79%
Singapore	1	1.74%
South Korea	2	1.65%
Others	11	9.17%

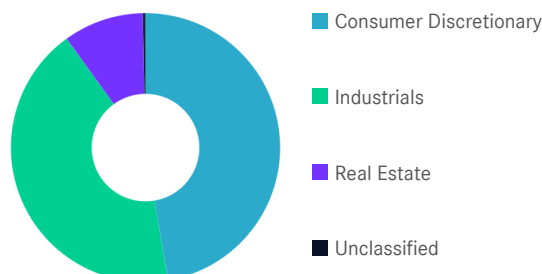


Size	Count	Weight
Large-Cap (> 6 bn)	25	78.45%
Mid-Cap (1.5 bn - 6 bn)	25	19.67%
Small-Cap (0.2 bn - 1.5 bn)	5	1.88%
Micro-Cap (0.0 bn - 0.2 bn)	0	0.00%

BlueStar® Hotels, Airlines, and Cruises Index

Sector Weightings

Sector	Count	Weight
Consumer Discretionary	15	47.33%
Industrials	28	42.70%
Real Estate	11	9.66%
Unclassified	1	0.31%



Index Components

Top Components by Weight	Country	Weight	Best Performing Components	YTD	1 Day
Hilton Worldwide Holdings Inc	US	7.93%	H World Group Limited ADR	7.37%	5.87%
Marriott Intl A	US	7.74%	WIZZ AIR HOLDINGS PLC	-49.11%	2.31%
Delta Air Lines	US	6.48%	DEUTSCHE LUFTHANSA AG	15.32%	2.01%
Carnival Corp	US	6.20%	SHANGRI LA ASIA LTD ORD	-19.69%	1.89%
ROYAL CARIBBEAN CRUISES LTD	LR	5.85%	COPA HOLDINGS SA	7.37%	1.32%
Southwest Airlines Co	US	5.49%			
Norwegian Cruise Line Holdings Ltd	US	4.10%			
United Airlines Holding, Inc	US	3.85%			
Ryanair Holdings Plc ADR	IE	3.04%			
INTERCONTINENTAL HOTELS GROUP PLC	GB	2.98%			
H World Group Limited ADR	CN	2.62%			
American Airlines Group Inc.	US	2.51%			
Subtotal		58.78%			

Worst Performing Components	YTD	1 Day
CONTROLADORA VUELA CIA DE AV	-45.08%	-3.42%
Pebblebrook Hotel Trust	-27.32%	-2.29%
RESORTTRUST INC	6.41%	-2.16%
KOREAN AIR LINES CO LTD ORD	-22.11%	-1.97%
HANJINKAL/D	-40.28%	-1.85%

Symbols

	Symbol	ISIN	WKN	Sedol	Bloomberg	Reuters	Telekurs
Price Index	BCRUZ	DE000SLOCHR9	SLOCHR	BMDV1C2	BCRUZ	.BCRUZ	111297103
Total Return Net	BCRUZNTR	DE000SLOCHS7	SLOCHS	BMDV1D3	BCRUZNTR	.BCRUZNTR	111297105
Total Return Gross	BCRUZTR	DE000SLOCHT5	SLOCHT	BMDV1F5	BCRUZTR	.BCRUZTR	111297106

For further information visit www.marketvector.com

Nothing on this factsheet shall be considered a solicitation to buy or an offer to sell a security, or any other product or service, to any person in any jurisdiction where such offer, solicitation, purchase or sale would be unlawful under the laws of such jurisdiction. Neither MarketVector Indexes GmbH nor any of its licensors makes any warranties or representations, express or implied, to the user with respect to any of the data contained herein. The data is provided for informational purposes only, and the Company shall not be responsible or liable for the accuracy, usefulness or availability of any information transmitted or made available through it. The MarketVector™ family of indexes (MarketVector™, BlueStar®, MVIS®) is protected through various intellectual property rights and unfair competition and misappropriation laws. MVIS® is a registered trademark of Van Eck Associates Corporation that has been licensed to MarketVector Indexes GmbH. MarketVector™ and MarketVector Indexes™ are pending trademarks of Van Eck Associates Corporation. BlueStar®, BlueStar Indexes®, BIGI® and BIGITech® are trademarks of MarketVector Indexes GmbH. You require a licence to launch any product whose performance is linked to the value of a particular MarketVector™ Index and for all use of the MarketVector™ name or name of the MarketVector™ Index in the marketing of the product.