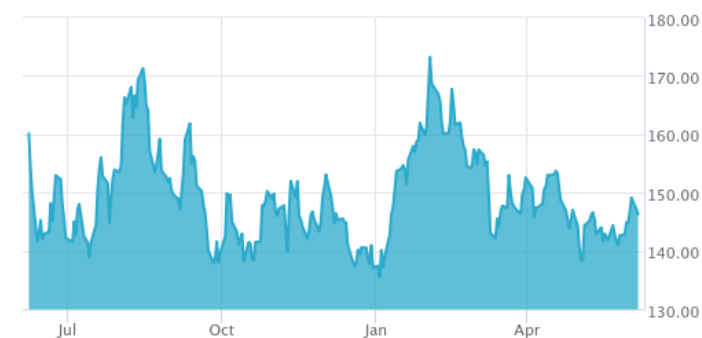


BlueStar® E-Brokers and Digital Capital Markets Index

The BlueStar® E-Brokers and Digital Capital Markets Index (BEBKR) tracks the performance of the largest and most liquid companies in the global e-brokers and digital capital industries. This is a modified market cap-weighted index, and only includes companies that generate at least 50% of their revenue from online brokerage or market making activities, digital asset portfolio management, or capital market activities.

Key Features



	All Time High/Low	52-Week High/Low
Total Return Net Index	344.37 / 84.70	173.26 / 135.54

Size and Liquidity Requirements

Full market capitalization of at least 150 mln USD. Three month average daily value traded of at least 1 mln USD at a review and also at the previous two quarters. At least 250,000 shares traded per month over the last six months at a review and also at the previous two quarters.

Universe

Companies have to generate at least 50% of revenue from online brokerage, digital asset capital markets, or market making activities.

Diversification

Maximum component weight of 8%.

Review

Semi-annual in June and December.

Index Data

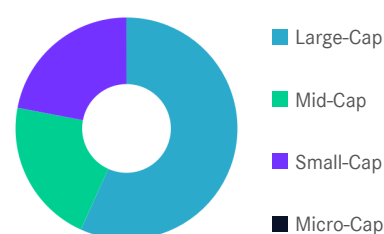
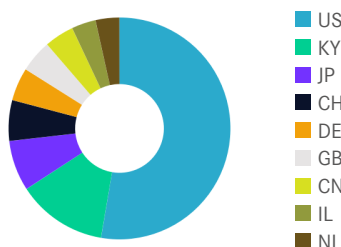
INDEX PARAMETERS				FUNDAMENTALS*		ANNUALISED PERFORMANCE*	
Launch Date	31 Mar 2021	Components	19	Price/Earnings Trailing	34.52	1 Month	1.32%
Type	Sector	Volatility (250 days)	30.62	Price/Book	2.00	1 Year	-9.58%
Currency	USD	Full MCap bn USD	175.91	Price/Sales	3.00	3 Years	6.87%
Base Date	29 Dec 2017	Float MCap bn USD	127.97	Price/Cash Flow	8.77	5 Years	1.99%
Base Value	100.00	Correlation* (250 days)	0.74	Dividend Yield	1.79	7 Years	7.25%

* Dow Jones U.S. Select Investment Services Index * as of 31 May 2023

* Total Return Net Index

Country and Size Weightings

Country	Count	Weight
United States	8	52.67%
Cayman Islands	3	13.15%
Japan	2	7.37%
Switzerland	1	5.93%
Germany	1	4.82%
United Kingdom	1	4.73%
China	1	4.32%
Israel	1	3.53%
Netherlands	1	3.48%



Size	Count	Weight
Large-Cap (> 6 bn)	8	56.75%
Mid-Cap (1.5 bn - 6 bn)	5	21.23%
Small-Cap (0.2 bn - 1.5 bn)	6	22.02%
Micro-Cap (0.0 bn - 0.2 bn)	0	0.00%

BlueStar® E-Brokers and Digital Capital Markets Index

Sector Weightings

Sector	Count	Weight
Financials	19	100.00%



Index Components

Top Components by Weight	Country	Weight	Best Performing Components	YTD	1 Day
SOFI TECHNOLOGIES INC	US	9.62%	SOFI TECHNOLOGIES INC	65.94%	5.52%
COINBASE GLOBAL INC -CLASS A	US	8.27%	UP FINTECH HOLDING LTD - ADR	-8.21%	3.47%
XP INC	KY	7.64%	FUTU HOLDINGS LTD-ADR	-1.05%	2.82%
MARKETAXESS HOLDINGS INC	US	7.21%	XP INC	26.08%	2.44%
INTERACTIVE BROKERS GROUP INC	US	7.01%	VIRTU FINANCIAL INC	-8.73%	1.06%
SWISSQUOTE GROUP HOLDING-REG	CH	5.93%			
TRADEWEB MARKETS INC	US	5.84%			
ROBINHOOD MARKETS INC - A	US	5.73%			
SCHWAB (CHARLES) CORP	US	5.43%			
FLATEXDEGIRO AG	DE	4.82%			
IG GROUP HOLDINGS PLC	GB	4.73%			
CSC FINANCIAL CO LTD-H	CN	4.32%			
Subtotal		76.55%			

Worst Performing Components	YTD	1 Day
COINBASE GLOBAL INC -CLASS A	45.83%	-12.09%
FLATEXDEGIRO AG	37.19%	-2.84%
MARKETAXESS HOLDINGS INC	-4.08%	-2.76%
MONEX GROUP INC	14.59%	-2.44%
PLUS500 LTD	-13.34%	-1.01%

Symbols

	Symbol	ISIN	WKN	Sedol	Bloomberg	Reuters	Telekurs
Price Index	BEBKR	DE000SL0C721	SL0C72	BKY5JT2	BEBKR	.BEBKR	110704857
Total Return Net	BEBKRNTR	DE000SL0C739	SL0C73	BKY5JS1	BEBKRNTR	.BEBKRNTR	110704858
Total Return Gross	-	-	-	-	-	-	-

For further information visit www.marketvector.com

Nothing on this factsheet shall be considered a solicitation to buy or an offer to sell a security, or any other product or service, to any person in any jurisdiction where such offer, solicitation, purchase or sale would be unlawful under the laws of such jurisdiction. Neither MarketVector Indexes GmbH nor any of its licensors makes any warranties or representations, express or implied, to the user with respect to any of the data contained herein. The data is provided for informational purposes only, and the Company shall not be responsible or liable for the accuracy, usefulness or availability of any information transmitted or made available through it. The MarketVector™ family of indexes (MarketVector™, BlueStar®, MVIS®) is protected through various intellectual property rights and unfair competition and misappropriation laws. MVIS® is a registered trademark of Van Eck Associates Corporation that has been licensed to MarketVector Indexes GmbH. MarketVector™ and MarketVector Indexes™ are pending trademarks of Van Eck Associates Corporation. BlueStar®, BlueStar Indexes®, BIGI® and BIGITech® are trademarks of MarketVector Indexes GmbH. You require a licence to launch any product whose performance is linked to the value of a particular MarketVector™ Index and for all use of the MarketVector™ name or name of the MarketVector™ Index in the marketing of the product.