

## BlueStar® Europe Infrastructure Index

The BlueStar® Europe Infrastructure Index (BEURI) tracks the performance of European companies that are involved in the infrastructure segment in the European market.

### Key Features



	All Time High/Low	52-Week High/Low
<b>Total Return Net Index</b>	1,466.56/614.68	1,466.56/1,099.38

#### Size and Liquidity Requirements

Full MCap of at least 500 mln USD. Three month average-daily-trading volume of at least 500,000 USD at a review and also at the previous two reviews. At least 250,000 shares traded per month over the last six months at a review and also at the previous two reviews.

#### Universe

Companies have to generate at least 33% of their revenue from Europe and at least 50% from infrastructure products and services.

#### Diversification

Company weightings are capped at 8%.

#### Review

Semi-annual in June and December.

### Index Data

#### INDEX PARAMETERS

<b>Launch Date</b>	05 Jun 2023	<b>Components</b>	49
<b>Type</b>	Sector	<b>Volatility</b> (250 days)	14.13
<b>Currency</b>	EUR	<b>Full MCap</b> bn USD	518.68
<b>Base Date</b>	31 Dec 2017	<b>Float MCap</b> bn USD	394.24
<b>Base Value</b>	1,000.00	<b>Correlation*</b> (250 days)	0.00

\* -

#### FUNDAMENTALS\*

<b>Price/Earnings Trailing</b>	20.92
<b>Price/Book</b>	2.27
<b>Price/Sales</b>	0.95
<b>Price/Cash Flow</b>	9.54
<b>Dividend Yield</b>	2.23

\* as of 31 Mar 2024

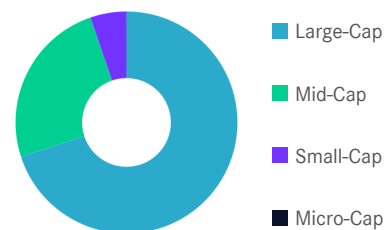
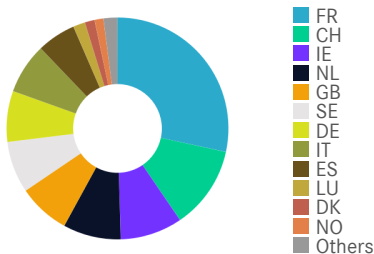
#### ANNUALISED PERFORMANCE\*

<b>1 Month</b>	-2.37%
<b>1 Year</b>	14.48%
<b>3 Years</b>	6.32%
<b>5 Years</b>	9.27%
<b>7 Years</b>	5.81%

\* Total Return Net Index

### Country and Size Weightings

Country	Count	Weight
France	7	28.40%
Switzerland	3	12.06%
Ireland	1	9.08%
Netherlands	5	8.45%
United Kingdom	7	7.55%
Sweden	8	7.51%
Germany	3	7.42%
Italy	5	7.37%
Spain	3	5.67%
Luxembourg	2	1.74%
Denmark	1	1.44%
Norway	2	1.29%
Others	2	2.03%

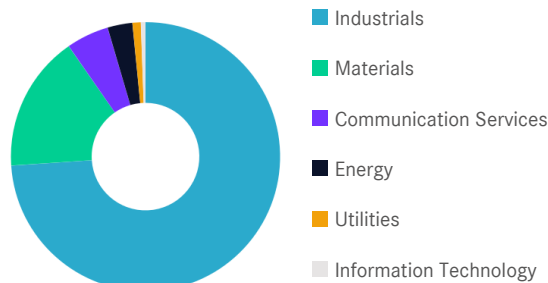


Size	Count	Weight
Large-Cap (> 6 bn)	17	70.00%
Mid-Cap (1.5 bn - 6 bn)	23	24.72%
Small-Cap (0.2 bn - 1.5 bn)	9	5.28%
Micro-Cap (0.0 bn - 0.2 bn)	0	0.00%

## BlueStar® Europe Infrastructure Index

### Sector Weightings

Sector	Count	Weight
Industrials	36	73.94%
Materials	6	16.42%
Communication Services	2	5.10%
Energy	3	3.00%
Utilities	1	0.99%
Information Technology	1	0.55%



### Index Components

Top Components by Weight	Country	Weight	Best Performing Components	YTD	1 Day
CRH PLC	IE	9.08%	AKER SOLUTIONS HOLDING	-1.90%	8.16%
ABB LTD-REG	CH	8.91%	COMPAGNIE DE SAINT GOBAIN SA	9.13%	6.55%
COMPAGNIE DE SAINT GOBAIN SA	FR	8.67%	OX2 AB (PUBL)	-31.86%	6.01%
VINCI SA	FR	6.99%	SIEMENS ENERGY AG	51.87%	5.57%
LEGRAND SA	FR	5.25%	ALFEN NV	-42.63%	5.56%
FERROVIAL SE	NL	4.00%			
CELLNEX TELECOM SA	ES	3.87%			
PRYSMIAN SPA	IT	3.60%			
HEIDELBERG MATERIALS AG	DE	3.49%			
SIEMENS ENERGY AG	DE	3.20%			
EIFFAGE SA	FR	2.42%			
BOUYGUES SA	FR	2.21%			
<b>Subtotal</b>		61.69%			

Worst Performing Components	YTD	1 Day
TECHNIP ENERGIES NV	2.35%	-0.66%
SPIE SA	16.70%	-0.42%
FERROVIAL SE	-1.33%	-0.31%
BALFOUR BEATTY PLC	6.61%	-0.29%
BILFINGER SE	24.25%	0.03%

### Symbols

	Symbol	ISIN	WKN	Sedol	Bloomberg	Reuters	Telekurs
<b>Price Index</b>	BEURI	DE000SLOHFX0	SLOHFX	BRK0ZS1	BEURI	.BEURI	127347545
<b>Total Return Net</b>	BEURITR	DE000SLOHFY8	SLOHFY	BRK0ZT2	BEURITR	.BEURITR	127347552
<b>Total Return Gross</b>	-	-	-	-	-	-	-

For further information visit [www.marketvector.com](http://www.marketvector.com)

Nothing on this factsheet shall be considered a solicitation to buy or an offer to sell a security, or any other product or service, to any person in any jurisdiction where such offer, solicitation, purchase or sale would be unlawful under the laws of such jurisdiction. Neither MarketVector Indexes GmbH nor any of its licensors makes any warranties or representations, express or implied, to the user with respect to any of the data contained herein. The data is provided for informational purposes only, and the Company shall not be responsible or liable for the accuracy, usefulness or availability of any information transmitted or made available through it. The MarketVector™ family of indexes (MarketVector™, BlueStar®, MVIS®) is protected through various intellectual property rights and unfair competition and misappropriation laws. MVIS® is a registered trademark of Van Eck Associates Corporation that has been licensed to MarketVector Indexes GmbH. MarketVector™ and MarketVector Indexes™ are pending trademarks of Van Eck Associates Corporation. BlueStar®, BlueStar Indexes®, BIGI® and BIGITech® are trademarks of MarketVector Indexes GmbH. You require a licence to launch any product whose performance is linked to the value of a particular MarketVector™ Index and for all use of the MarketVector™ name or name of the MarketVector™ Index in the marketing of the product.