

BlueStar® 5G Communications Index

The BlueStar® 5G Communications Index (BFIVG) tracks the performance of the largest and most liquid companies listed on US exchanges in the global 5G Communications Industry. This is a modified market cap-weighted index, and only includes companies that generate at least 50% of their revenue from products or services that contribute to the roll out of 5G networks, such as core carrier grade telecommunication equipment, satellite-based communications, network test and optimization equipment and software, mobile network operators, and cell tower and data center REITs.

Key Features



All Time High/Low **52-Week High/Low**

Total Return Net Index 223.96/100.00 209.97/145.81

Size and Liquidity Requirements

Float-adjusted market capitalization of at least 150 mln USD (1 bln USD for real estate and mobile network operators). Six-month average-daily-value-traded of at least 250k USD.

Universe

Companies have to offer products or services designed to facilitate the roll-out of or meet 5G technology standards.

Diversification

Companies are weighted by float-adjusted market capitalization within tiers with a maximum component weight of 5%.

Review

Semi-annual in June and December.

Index Data

INDEX PARAMETERS

Launch Date	05 Feb 2021	Components	79
Type	Sector	Volatility (250 days)	29.12
Currency	USD	Full MCap bn USD	6,259.05
Base Date	30 Dec 2016	Float MCap bn USD	4,818.12
Base Value	100.00	Correlation* (250 days)	0.93

* S&P North USA Tech MN

FUNDAMENTALS*

Price/Earnings Trailing	26.04
Price/Book	2.25
Price/Sales	1.64
Price/Cash Flow	6.97
Dividend Yield	2.02

* as of 31 Dec 2022

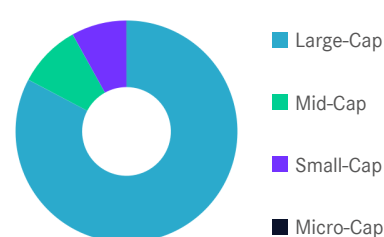
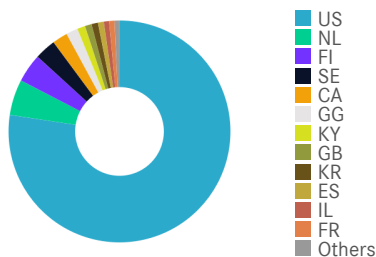
ANNUALISED PERFORMANCE*

1 Month	10.49%
1 Year	-10.78%
3 Years	6.69%
5 Years	7.49%
7 Years	9.52%

* Total Return Net Index

Country and Size Weightings

Country	Count	Weight
United States	63	77.39%
Netherlands	1	5.21%
Finland	1	4.16%
Sweden	1	3.11%
Canada	2	2.22%
Guernsey	1	1.70%
Cayman Islands	2	1.17%
United Kingdom	1	0.97%
South Korea	2	0.96%
Spain	1	0.84%
Israel	2	0.79%
France	1	0.78%
Others	1	0.70%

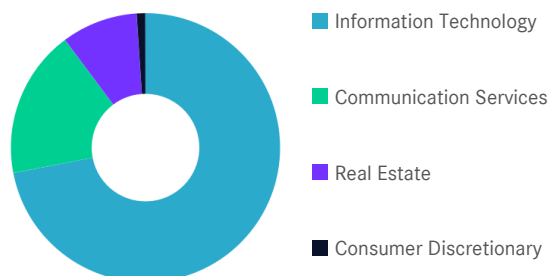


Size	Count	Weight
Large-Cap (> 6 bn)	47	82.72%
Mid-Cap (1.5 bn - 6 bn)	16	9.22%
Small-Cap (0.2 bn - 1.5 bn)	16	8.06%
Micro-Cap (0.0 bn - 0.2 bn)	0	0.00%

BlueStar® 5G Communications Index

Sector Weightings

Sector	Count	Weight
Information Technology	57	71.98%
Communication Services	14	17.82%
Real Estate	7	9.14%
Consumer Discretionary	1	1.06%



Index Components

Top Components by Weight	Country	Weight	Best Performing Components	YTD	1 Day
NXP SEMICONDUCTOR NV	NL	5.21%	NETSCOUT SYSTEMS INC	10.92%	13.93%
ADVANCED MICRO DEVICES	US	5.08%	GDS HOLDINGS LTD	26.72%	10.25%
ANALOG DEVICES INC	US	4.88%	EXTREME NETWORKS INC	-4.04%	6.48%
MARVELL TECHNOLOGY INC	US	4.32%	ADTRAN HOLDINGS INC	-0.16%	4.63%
NOKIA CORP-SPON ADR	FI	4.16%	NOKIA CORP-SPON ADR	3.66%	3.89%
ERICSSON (LM) TEL-SP AD	SE	3.11%			
VERIZON COMMUNICATIONS INC	US	3.08%			
AMERICAN TOWER CORP	US	2.98%			
AT&T	US	2.95%			
SKYWORKS SOLUTIONS INC	US	2.94%			
KEYSIGHT TECHNOLOGIES INC	US	2.88%			
T-MOBILE US INC	US	2.84%			
Subtotal		44.44%			
			Worst Performing Components	YTD	1 Day
			Clearfield Inc.	-26.70%	-8.89%
			Casa Systems, Inc.	19.78%	-4.11%
			CTS Corp	13.98%	-3.83%
			LUMEN TECHNOLOGIES INC	-1.53%	-3.02%
			CALIX INC	-17.43%	-2.50%

Symbols

	Symbol	ISIN	WKN	Sedol	Bloomberg	Reuters	Telekurs
Price Index	BFIVG	DE000SL0CRQ0	SL0CRQ	BKPKKZ9	BFIVG	.BFIVG	59842120
Total Return Net	BFIVGNTR	DE000SL0CRR8	SL0CRR	BKPKL01	BFIVGNTR	.BFIVGNTR	59832673
Total Return Gross	BFIVGTR	DE000SLA70J8	SLA70J	BMGR514	BFIVGTR	.BFIVGTR	45929639

For further information visit www.marketvector.com

Nothing on this factsheet shall be considered a solicitation to buy or an offer to sell a security, or any other product or service, to any person in any jurisdiction where such offer, solicitation, purchase or sale would be unlawful under the laws of such jurisdiction. Neither MarketVector Indexes GmbH nor any of its licensors makes any warranties or representations, express or implied, to the user with respect to any of the data contained herein. The data is provided for informational purposes only, and the Company shall not be responsible or liable for the accuracy, usefulness or availability of any information transmitted or made available through it. The MarketVector™ family of indexes (MarketVector™, BlueStar®, MVIS®) is protected through various intellectual property rights and unfair competition and misappropriation laws. MVIS® is a registered trademark of Van Eck Associates Corporation that has been licensed to MarketVector Indexes GmbH. MarketVector™ and MarketVector Indexes™ are pending trademarks of Van Eck Associates Corporation. BlueStar®, BlueStar Indexes®, BIGI® and BIGITech® are trademarks of MarketVector Indexes GmbH. You require a licence to launch any product whose performance is linked to the value of a particular MarketVector™ Index and for all use of the MarketVector™ name or name of the MarketVector™ Index in the marketing of the product.