

# BlueStar® Global 5G Connectivity Index

The BlueStar® Global 5G Connectivity Index (BGFG) tracks the performance of the largest and most liquid provides exposure to global companies, listed globally, whose products or services are expected to contribute to the roll out of 5G networks including: core carrier grade telecommunication equipment, network test and optimization equipment and software, mobile network operators, cell tower and data center REITs, enhanced mobile broadband, and SDN and NFV.

## Key Features



**All Time High/Low**      **52-Week High/Low**

**Total Return Net Index**      249.46/90.05      228.97/162.38

### Size and Liquidity Requirements

Float-adjusted market capitalization of at least 150 mIn USD. Six-month average-daily-value-traded of at least 250000 USD.

### Universe

Companies have to offer products or services that contribute to the roll out of 5G networks.

### Diversification

Companies are weighted by float-adjusted market capitalization with a maximum component weight of 5%.

### Review

Semi-annual in June and December.

## Index Data

### INDEX PARAMETERS

<b>Launch Date</b>	26 Jul 2019	<b>Components</b>	97
<b>Type</b>	Sector	<b>Volatility (250 days)</b>	25.53
<b>Currency</b>	USD	<b>Full MCap</b> bn USD	5,223.36
<b>Base Date</b>	15 Dec 2015	<b>Float MCap</b> bn USD	3,900.41
<b>Base Value</b>	100.00	<b>Correlation*</b> (250 days)	0.92

\* S&P North USA Tech MN

### FUNDAMENTALS\*

<b>Price/Earnings Trailing</b>	30.24
<b>Price/Book</b>	2.37
<b>Price/Sales</b>	2.00
<b>Price/Cash Flow</b>	9.08
<b>Dividend Yield</b>	1.96

\* as of 31 Dec 2022

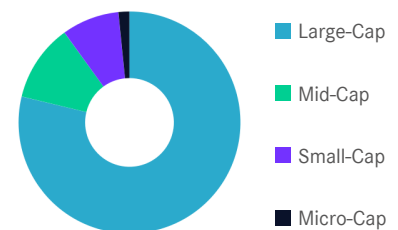
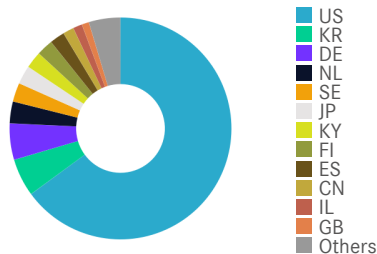
### ANNUALISED PERFORMANCE\*

<b>1 Month</b>	10.35%
<b>1 Year</b>	-9.38%
<b>3 Years</b>	6.57%
<b>5 Years</b>	8.14%
<b>7 Years</b>	10.03%

\* Total Return Net Index

## Country and Size Weightings

Country	Count	Weight
United States	53	64.94%
South Korea	1	5.49%
Germany	4	5.31%
Netherlands	1	3.18%
Sweden	4	2.77%
Japan	5	2.70%
Cayman Islands	6	2.45%
Finland	1	2.41%
Spain	2	2.18%
China	3	1.60%
Israel	3	1.32%
United Kingdom	3	1.06%
Others	11	4.61%

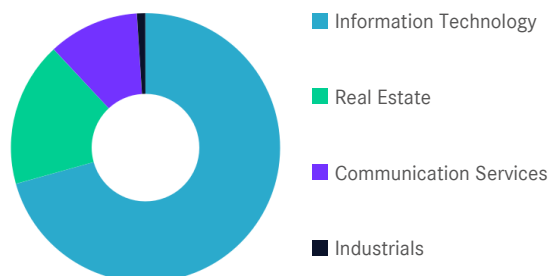


Size	Count	Weight
Large-Cap (> 6 bn)	50	78.76%
Mid-Cap (1.5 bn - 6 bn)	23	11.28%
Small-Cap (0.2 bn - 1.5 bn)	19	8.36%
Micro-Cap (0.0 bn - 0.2 bn)	5	1.60%

## BlueStar® Global 5G Connectivity Index

### Sector Weightings

Sector	Count	Weight
Information Technology	65	70.66%
Real Estate	7	17.40%
Communication Services	23	10.91%
Industrials	2	1.03%



### Index Components

Top Components by Weight	Country	Weight	Best Performing Components	YTD	1 Day
SAMSUNG ELEC GDR REGS	KR	5.49%	NETSCOUT SYSTEMS INC	10.92%	13.93%
QUALCOMM INC	US	5.31%	GDS HOLDINGS LTD	26.72%	10.25%
AMERICAN TOWER CORP	US	4.90%	EXTREME NETWORKS INC	-4.04%	6.48%
ANALOG DEVICES INC	US	4.82%	Inseeo Corp	31.75%	4.72%
CISCO SYSTEMS INC	US	4.70%	ADTRAN HOLDINGS INC	-0.16%	4.63%
EQUINIX INC	US	4.19%			
CROWN CASTLE INC	US	3.94%			
INFINEON TECHNOLOGIES AG	DE	3.88%	<b>Worst Performing Components</b>	<b>YTD</b>	<b>1 Day</b>
NXP SEMICONDUCTOR NV	NL	3.18%	Clearfield Inc.	-26.70%	-8.89%
MARVELL TECHNOLOGY INC	US	2.49%	Casa Systems, Inc.	19.78%	-4.11%
NOKIA CORP-SPON ADR	FI	2.41%	CTS Corp	13.98%	-3.83%
KEYSIGHT TECHNOLOGIES INC	US	2.41%	CALIX INC	-17.43%	-2.50%
<b>Subtotal</b>		47.71%	CELLNEX TELECOM SA	17.19%	-2.31%

### Symbols

	Symbol	ISIN	WKN	Sedol	Bloomberg	Reuters	Telekurs
<b>Price Index</b>	BGFG	DE000A30A053	A30A05	BL54GC7	BGFG	.BGFG	118227303
<b>Total Return Net</b>	BGFGNTR	DE000A3CLJ62	A3CLJ6	BLNPNL0	BGFGNTR	.BGFGNTR	57061620
<b>Total Return Gross</b>	-	-	-	-	-	-	-

For further information visit [www.marketvector.com](http://www.marketvector.com)

Nothing on this factsheet shall be considered a solicitation to buy or an offer to sell a security, or any other product or service, to any person in any jurisdiction where such offer, solicitation, purchase or sale would be unlawful under the laws of such jurisdiction. Neither MarketVector Indexes GmbH nor any of its licensors makes any warranties or representations, express or implied, to the user with respect to any of the data contained herein. The data is provided for informational purposes only, and the Company shall not be responsible or liable for the accuracy, usefulness or availability of any information transmitted or made available through it. The MarketVector™ family of indexes (MarketVector™, BlueStar®, MVIS®) is protected through various intellectual property rights and unfair competition and misappropriation laws. MVIS® is a registered trademark of Van Eck Associates Corporation that has been licensed to MarketVector Indexes GmbH. MarketVector™ and MarketVector Indexes™ are pending trademarks of Van Eck Associates Corporation. BlueStar®, BlueStar Indexes®, BIGI® and BIGITech® are trademarks of MarketVector Indexes GmbH. You require a licence to launch any product whose performance is linked to the value of a particular MarketVector™ Index and for all use of the MarketVector™ name or name of the MarketVector™ Index in the marketing of the product.