

# BlueStar® Israel Global Technology North America Index

The BlueStar® Israel Global Technology North America Index (BGTNA) tracks the performance of the largest and most liquid Israeli technology companies listed on exchanges in North America. The definition of an Israeli company is based on MVIS's proprietary research-driven framework. This is a modified market cap-weighted index, and only includes companies that generate at least 50% of their revenue from a technology industry, such as information technology, biotechnology, defense and security technology, and clean energy technology.

## Key Features

### Size and Liquidity Requirements

Full MCap of at least 150 mln USD. Three month average-daily-trading volume of at least 1 mln USD at a review and also at the previous two reviews. At least 250,000 shares traded per month over the last six months at a review and also at the previous two reviews.

### Pure-Play

Index includes non-local companies.

### Diversification

Company weightings are capped at 7.5% on the parent index level.

### Review

Semiannual in June and December.



Index 123.03/55.42 90.82/68.52

## Index Data

### INDEX PARAMETERS

<b>Launch Date</b>	19 Apr 2021	<b>Components</b>	42
<b>Type</b>	Sector	<b>Volatility</b> (250 days)	25.39
<b>Currency</b>	USD	<b>Full MCap</b> bn USD	195.67
<b>Base Date</b>	17 Dec 2020	<b>Float MCap</b> bn USD	141.62
<b>Base Value</b>	100.00	<b>Correlation*</b> (250 days)	0.00

\* -

### FUNDAMENTALS\*

<b>Price/Earnings Trailing</b>	-101.89
<b>Price/Book</b>	3.79
<b>Price/Sales</b>	4.10
<b>Price/Cash Flow</b>	22.49
<b>Dividend Yield</b>	0.36

\* as of 31 Aug 2025

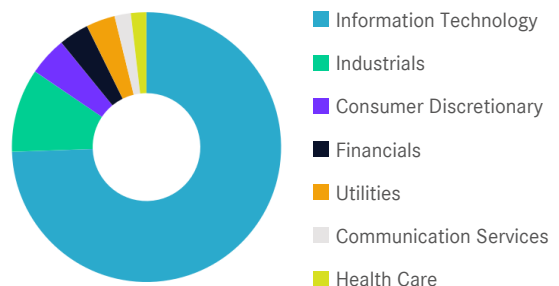
### ANNUALISED PERFORMANCE\*

<b>1 Month</b>	6.05%
<b>1 Year</b>	20.25%
<b>3 Years</b>	9.80%
<b>5 Years</b>	-
<b>Since Inception</b>	-2.32%

\* Total Return Net Index

## Sector Weightings

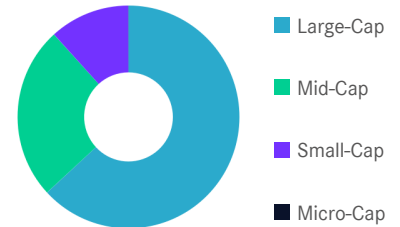
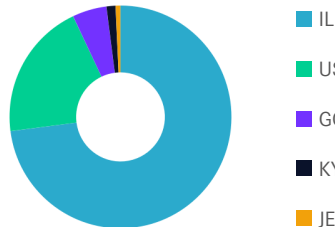
Sector	Count	Weight
Information Technology	27	74.44%
Industrials	3	10.02%
Consumer Discretionary	2	4.63%
Financials	2	3.62%
Utilities	1	3.48%
Communication Services	4	1.93%
Health Care	3	1.87%



## BlueStar® Israel Global Technology North America Index

### Country and Size Weightings

Country	Count	Weight
Israel	29	72.97%
United States	10	20.01%
Guernsey	1	5.00%
Cayman Islands	1	1.32%
Jersey	1	0.70%



Size	Count	Weight
Large-Cap (> 6 bn)	11	63.14%
Mid-Cap (1.5 bn - 6 bn)	11	25.14%
Small-Cap (0.2 bn - 1.5 bn)	20	11.72%
Micro-Cap (0.0 bn - 0.2 bn)	0	0.00%

### Index Components

Top Components by Weight	Country	Weight	Best Performing Components	YTD	1 Day
CYBERARK SOFTWARE	IL	9.38%	PLAYTIKA HOLDING CORP	-39.35%	8.61%
ELBIT SYSTEMS LTD	IL	8.88%	LEMONADE INC	48.23%	5.72%
CHECK POINT SOFTWARE TECH L ORD	IL	7.09%	TOWER SEMICONDUCTOR LTD	35.55%	4.09%
WIX.COM LTD	IL	6.47%	GILAT SATELLITE NETWORKS LTD	97.89%	3.66%
NICE LTD	IL	6.10%	CAMTEK LTD	28.25%	3.13%
MONDAY.COM LTD	IL	5.13%			
AMDOCS LTD	GG	5.00%			
VARONIS SYSTEMS INC	US	4.08%			
NOVA LTD	IL	4.08%			
TOWER SEMICONDUCTOR LTD	IL	4.06%			
JFROG LTD	IL	3.81%			
SENTINELONE INC	US	3.74%			
<b>Subtotal</b>		67.82%			
			Worst Performing Components	YTD	1 Day
			PAGAYA TECHNOLOGIES LTD - CLASS A	241.87%	-8.31%
			SOLAREEDGE TECHNOLOGIES INC	177.06%	-4.49%
			STRATASYS LTD	27.22%	-2.67%
			MONDAY.COM LTD	-14.39%	-2.43%
			COGNYTE SOFTWARE LTD	-5.09%	-1.68%

### Symbols

	Symbol	ISIN	WKN	Sedol	Bloomberg	Reuters	Telekurs
<b>Price Return</b>	BGTNA	DE000A3CMW07	A3CMW0	BN4MYQ6	BGTNA	.BGTNA	111057626
<b>Total Return Net</b>	BGTNANTR	DE000A3CMW15	A3CMW1	BN4MYR7	BGTNANTR	.BGTNANTR	111057896
<b>Total Return Gross</b>	BGTNATR	DE000A3CMW23	A3CMW2	BN4MYS8	BGTNATR	.BGTNATR	111058043

## BlueStar® Israel Global Technology North America Index

---

For further information visit [www.marketvector.com](http://www.marketvector.com)

Nothing on this factsheet shall be considered a solicitation to buy or an offer to sell a security, or any other product or service, to any person in any jurisdiction where such offer, solicitation, purchase or sale would be unlawful under the laws of such jurisdiction. Neither MarketVector Indexes GmbH nor any of its licensors makes any warranties or representations, express or implied, to the user with respect to any of the data contained herein. The data is provided for informational purposes only, and the Company shall not be responsible or liable for the accuracy, usefulness or availability of any information transmitted or made available through it. The MarketVector™ family of indexes (MarketVector™, BlueStar®, MVIS®) is protected through various intellectual property rights and unfair competition and misappropriation laws. MVIS® is a registered trademark of Van Eck Associates Corporation that has been licensed to MarketVector Indexes GmbH. MarketVector™ and MarketVector Indexes™ are pending trademarks of Van Eck Associates Corporation. BlueStar®, BlueStar Indexes®, BIGI® and BIGITech® are trademarks of MarketVector Indexes GmbH. You require a licence to launch any product whose performance is linked to the value of a particular MarketVector™ Index and for all use of the MarketVector™ name or name of the MarketVector™ Index in the marketing of the product.