

BlueStar® Israel Infrastructure Index

The BlueStar® Israel Infrastructure Index (BILIN) tracks the performance of Israeli companies involved in the Israeli infrastructure industry. This is a modified market cap-weighted index, and only includes companies that generate at least 33% of their revenue from within Israel and at least 50% of their revenue from various infrastructure-related segments. BILIN covers 100% of the investable universe.

Key Features



All Time High/Low **52-Week High/Low**

Total Return Net Index 190.85/86.99 188.62/124.05

Size and Liquidity Requirements

Full MCap of at least 150 mln USD. Three month average-daily-trading volume of at least 200,000 USD at a review and also at the previous two quarters.

Universe

Companies must be listed on the Tel Aviv Stock Exchange.

Diversification

Company weightings are capped at 8%.

Review

Semi-annual in June and December.

Index Data

INDEX PARAMETERS		FUNDAMENTALS*		ANNUALISED PERFORMANCE*			
Launch Date	25 Mar 2022	Components	24	Price/Earnings Trailing	9.16	1 Month	-1.26%
Type	Sector	Volatility (250 days)	20.04	Price/Book	1.38	1 Year	-21.31%
Currency	ILS	Full MCap bn USD	96.03	Price/Sales	0.65	3 Years	1.63%
Base Date	31 Dec 2017	Float MCap bn USD	38.46	Price/Cash Flow	4.93	5 Years	7.11%
Base Value	100.00	Correlation* (250 days)	0.67	Dividend Yield	5.75	7 Years	5.01%

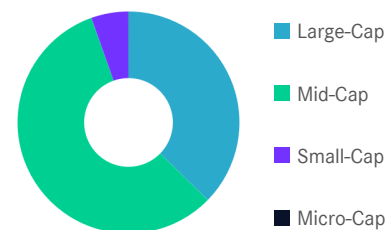
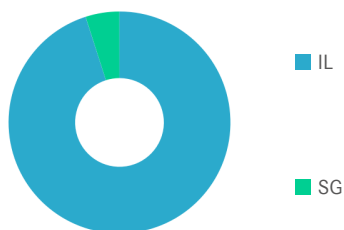
* BlueStar Israel Global Index

* as of 31 May 2023

* Total Return Net Index

Country and Size Weightings

Country	Count	Weight
Israel	23	95.06%
Singapore	1	4.94%

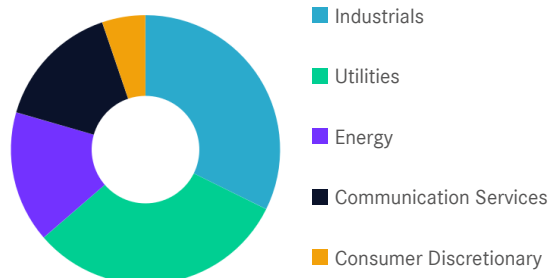


Size	Count	Weight
Large-Cap (> 6 bn)	5	37.33%
Mid-Cap (1.5 bn - 6 bn)	16	57.22%
Small-Cap (0.2 bn - 1.5 bn)	3	5.44%
Micro-Cap (0.0 bn - 0.2 bn)	0	0.00%

BlueStar® Israel Infrastructure Index

Sector Weightings

Sector	Count	Weight
Industrials	10	32.31%
Utilities	6	31.35%
Energy	3	15.82%
Communication Services	3	15.31%
Consumer Discretionary	2	5.22%



Index Components

Top Components by Weight	Country	Weight	Best Performing Components	YTD	1 Day
ENLIGHT RENEWABLE ENERGY LTD	IL	10.66%	PAZ OIL CO LTD ORD	-15.54%	-0.10%
BEZEQ ISRAELI TELECOMMUNICATION CORP	IL	7.91%	ENERGIX-RENEWABLE ENERGIES LTD	2.87%	-0.10%
ENERGIX-RENEWABLE ENERGIES LTD	IL	7.33%	ARAD INVESTMENT & INDUSTRIAL DEVELOP	-20.00%	-0.10%
PAZ OIL CO LTD ORD	IL	7.06%	ASHTROM GROUP LTD.	-25.58%	-0.10%
OIL REFINERIES LTD ORD	IL	6.31%	BEZEQ ISRAELI TELECOMMUNICATION CORP	-24.04%	-0.10%
SHAPIR ENGINEERING AND INDUS	IL	6.20%			
ELECTRA LTD	IL	5.24%			
KENON HOLDINGS LTD	SG	4.94%			
ASHTROM GROUP LTD.	IL	4.63%			
SHIKUN & BINUI LTD ORD	IL	4.24%			
PARTNER COMMUNICATIONS CO LTD ORD	IL	3.86%			
OPC ENERGY LTD	IL	3.61%			
Subtotal		71.99%			

Worst Performing Components	YTD	1 Day
PAZ OIL CO LTD ORD	-15.54%	-0.10%
ENERGIX-RENEWABLE ENERGIES LTD	2.87%	-0.10%
ARAD INVESTMENT & INDUSTRIAL DEVELOP	-20.00%	-0.10%
ASHTROM GROUP LTD.	-25.58%	-0.10%
BEZEQ ISRAELI TELECOMMUNICATION CORP	-24.04%	-0.10%

Symbols

	Symbol	ISIN	WKN	Sedol	Bloomberg	Reuters	Telekurs
Price Index	BILIN	DE000SLOFFJ3	SLOFFJ	BMFT5G6	BILIN	.BILIN	117779225
Total Return Net	BILINNTR	DE000SLOFFK1	SLOFFK	BMFT5H7	BILINNTR	.BILINNTR	117779227
Total Return Gross	BILINTR	DE000SLOFFL9	SLOFFL	BMFT5J9	BILINTR	.BILINTR	117779229

For further information visit www.marketvector.com

Nothing on this factsheet shall be considered a solicitation to buy or an offer to sell a security, or any other product or service, to any person in any jurisdiction where such offer, solicitation, purchase or sale would be unlawful under the laws of such jurisdiction. Neither MarketVector Indexes GmbH nor any of its licensors makes any warranties or representations, express or implied, to the user with respect to any of the data contained herein. The data is provided for informational purposes only, and the Company shall not be responsible or liable for the accuracy, usefulness or availability of any information transmitted or made available through it. The MarketVector™ family of indexes (MarketVector™, BlueStar®, MVIS®) is protected through various intellectual property rights and unfair competition and misappropriation laws. MVIS® is a registered trademark of Van Eck Associates Corporation that has been licensed to MarketVector Indexes GmbH. MarketVector™ and MarketVector Indexes™ are pending trademarks of Van Eck Associates Corporation. BlueStar®, BlueStar Indexes™, BIGI® and BIGITech® are trademarks of MarketVector Indexes GmbH. You require a licence to launch any product whose performance is linked to the value of a particular MarketVector™ Index and for all use of the MarketVector™ name or name of the MarketVector™ Index in the marketing of the product.