

BlueStar[®] Robotics Index

The BlueStar[®] Robotics Index (BRBT) tracks the performance of the largest and most liquid companies in the global robotics industry. This is a modified market cap-weighted index, and only includes companies that generate at least 33% of their revenue from the design, manufacture, or market robots, such as robots for consumer or industrial use, machinery that incorporates artificial intelligence into manufacturing processes, or hardware or software focused on developing artificial intelligence for robotics or manufacturing automation.

Key Features



All Time High/Low **52-Week High/Low**

Total Return Net Index 593.26/94.25 593.26/357.61

Size and Liquidity Requirements

Float-adjusted market capitalization of at least 500 mIn USD. Six-month average-daily-value-traded of at least 1 mln USD.

Universe

Companies must derive at least 33% of revenue (25% for semiconductors) from robots or industrial automation equipment and software.

Diversification

Companies are weighted by float-adjusted market capitalization with a maximum component weight of 5%.

Review

Semi-annual in June and December.

Index Data

INDEX PARAMETERS

Launch Date	31 May 2022	Components	66
Type	Sector	Volatility (250 days)	24.75
Currency	USD	Full MCap bn USD	1,504.49
Base Date	29 Jun 2012	Float MCap bn USD	1,136.42
Base Value	100.00	Correlation* (250 days)	0.96

* ROBO Global Robotics and Automation

FUNDAMENTALS*

Price/Earnings Trailing	29.24
Price/Book	2.92
Price/Sales	2.55
Price/Cash Flow	16.17
Dividend Yield	1.39

* as of 30 Sep 2022

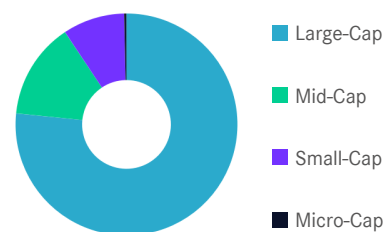
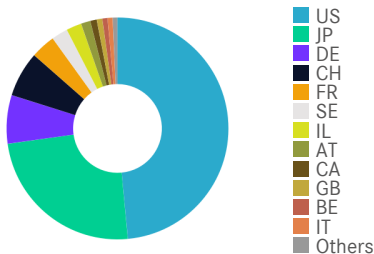
ANNUALISED PERFORMANCE*

1 Month	-11.59%
1 Year	-32.99%
3 Years	4.37%
5 Years	6.39%
7 Years	13.23%

* Total Return Net Index

Country and Size Weightings

Country	Count	Weight
United States	31	48.53%
Japan	14	24.27%
Germany	4	7.06%
Switzerland	4	6.63%
France	1	3.59%
Sweden	2	2.37%
Israel	3	2.24%
Austria	2	1.36%
Canada	1	0.96%
United Kingdom	1	0.81%
Belgium	1	0.77%
Italy	1	0.73%
Others	1	0.69%

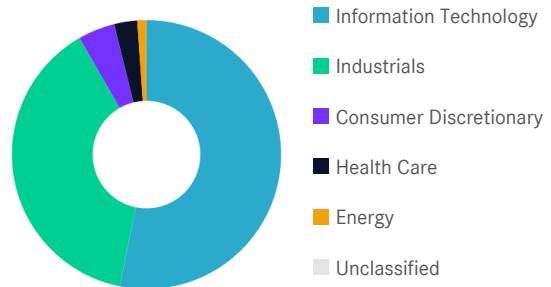


Size	Count	Weight
Large-Cap (> 6 bn)	33	76.59%
Mid-Cap (1.5 bn - 6 bn)	18	14.06%
Small-Cap (0.2 bn - 1.5 bn)	12	9.00%
Micro-Cap (0.0 bn - 0.2 bn)	2	0.35%

BlueStar[®] Robotics Index

Sector Weightings

Sector	Count	Weight
Information Technology	39	53.20%
Industrials	21	38.49%
Consumer Discretionary	1	4.44%
Health Care	3	2.78%
Energy	1	1.08%
Unclassified	1	0.00%



Index Components

Top Components by Weight	Country	Weight	Best Performing Components	YTD	1 Day
ABB LTD-SPON ADR	CH	5.16%	Bico AB	-91.30%	10.95%
Emerson Electric Co	US	5.14%	Interroll Holding AG Reg	-56.91%	5.95%
KEYENCE CORP ORD	JP	5.14%	Hexagon AB	-39.99%	5.03%
Autodesk Inc	US	4.84%	Dassault Systemes SA	-40.89%	4.70%
SIEMENS AG	DE	4.71%	ams OSRAM AG	-65.16%	4.42%
DENSO CORP ORD	JP	4.44%			
Rockwell Automation Inc	US	4.43%			
FANUC CORP	JP	4.39%			
TEXAS INSTRUMENTS INC	US	4.06%			
NVIDIA CORP	US	4.05%			
Dassault Systemes SA	FR	3.59%			
Hexagon AB	SE	2.15%			
Subtotal		52.11%			
			Worst Performing Components	YTD	1 Day
			DENSO CORP ORD	-43.71%	-6.21%
			3D Systems Corp	-62.95%	-5.23%
			LASERTEC CORP	-66.74%	-4.58%
			TOKYO ELECTRON LTD ORD	-55.74%	-3.61%
			Daifuku Co	-41.67%	-2.95%

Symbols

	Symbol	ISIN	WKN	Sedol	Bloomberg	Reuters	Telekurs
Price Index	BRBT	DE000A30A0B1	A30A0B	BL54GF0	BRBT	.BRBT	118227305
Total Return Net	BRBTNTR	DE000A3CLJZ3	A3CLJZ	BLNPNC1	BRBTNTR	.BRBTNTR	57061601
Total Return Gross	-	-	-	-	-	-	-

For further information visit www.marketvector.com

Nothing on this factsheet shall be considered a solicitation to buy or an offer to sell a security, or any other product or service, to any person in any jurisdiction where such offer, solicitation, purchase or sale would be unlawful under the laws of such jurisdiction. Neither MarketVector Indexes GmbH nor any of its licensors makes any warranties or representations, express or implied, to the user with respect to any of the data contained herein. The data is provided for informational purposes only, and the Company shall not be responsible or liable for the accuracy, usefulness or availability of any information transmitted or made available through it. The MarketVector[™] family of indexes (MarketVector[™], BlueStar[®], MVIS[®]) is protected through various intellectual property rights and unfair competition and misappropriation laws. MVIS[®] is a registered trademark of Van Eck Associates Corporation that has been licensed to MarketVector Indexes GmbH. MarketVector[™] and MarketVector Indexes[™] are pending trademarks of Van Eck Associates Corporation. BlueStar[®], BlueStar Indexes[®], BIGI[®] and BIGITech[®] are trademarks of MarketVector Indexes GmbH. You require a licence to launch any product whose performance is linked to the value of a particular MarketVector[™] Index and for all use of the MarketVector[™] name or name of the MarketVector[™] Index in the marketing of the product.