

BlueStar® US Listed Internet Infrastructure Index

The BlueStar® US Listed Internet Infrastructure Index (BUII) tracks the performance of the largest and most liquid US listed companies involved in a range of activities constituting the infrastructure of the internet including application and network services, data center operations, and edge computing solutions. This is a modified market cap-weighted index, which only includes companies that generate at least 50% of their revenue from internet infrastructure.

Key Features



	All Time High/Low	52-Week High/Low
Total Return Net Index	317.41/83.54	317.41/185.28

Size and Liquidity Requirements

Full MCap of at least 150 mln USD. Three month average-daily-trading volume of at least 1 mln USD at a review and also at the previous two reviews. At least 250,000 shares traded per month over the last six months at a review and also at the previous two reviews.

Universe

Companies must be listed in the US and generate at least 50% of their revenue from internet infrastructure.

Diversification

Company weightings are capped at 8%.

Review

Quarterly.

Index Data

INDEX PARAMETERS

Launch Date	08 Apr 2022	Components	38
Type	Sector	Volatility (250 days)	36.93
Currency	USD	Full MCap bn USD	374.29
Base Date	31 Dec 2015	Float MCap bn USD	243.97
Base Value	100.00	Correlation* (250 days)	0.74

* S&P Composite 1500 / Internet Services & Infrastructure * as of 30 Sep 2022

FUNDAMENTALS*

Price/Earnings Trailing	-185.51
Price/Book	4.63
Price/Sales	3.36
Price/Cash Flow	15.34
Dividend Yield	0.85

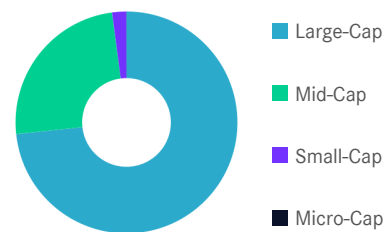
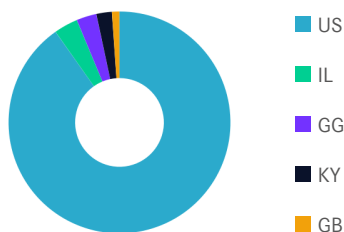
ANNUALISED PERFORMANCE*

1 Month	-11.23%
1 Year	-30.68%
3 Years	4.62%
5 Years	6.50%
7 Years	9.78%

* Total Return Net Index

Country and Size Weightings

Country	Count	Weight
United States	32	90.23%
Israel	2	3.49%
Guernsey	1	2.93%
Cayman Islands	2	2.26%
United Kingdom	1	1.08%

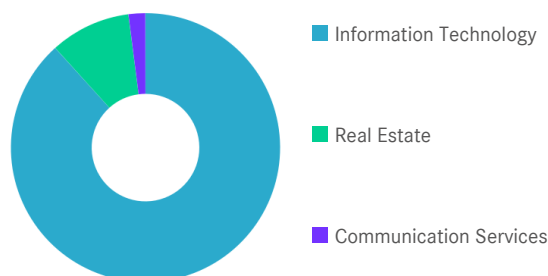


Size	Count	Weight
Large-Cap (> 6 bn)	16	73.33%
Mid-Cap (1.5 bn - 6 bn)	19	24.60%
Small-Cap (0.2 bn - 1.5 bn)	3	2.07%
Micro-Cap (0.0 bn - 0.2 bn)	0	0.00%

BlueStar® US Listed Internet Infrastructure Index

Sector Weightings

Sector	Count	Weight
Information Technology	34	88.30%
Real Estate	3	9.68%
Communication Services	1	2.03%



Index Components

Top Components by Weight	Country	Weight	Best Performing Components	YTD	1 Day
CROWDSTRIKE HOLDINGS INC	US	8.81%	CHINDATA GROUP HOLDINGS LTD	22.61%	4.94%
VMWARE INC-CLASS A	US	8.46%	NEW RELIC INC	-47.82%	3.71%
DATADOG INC	US	7.97%	DIGITAL REALTY TRUST INC	-42.25%	2.34%
AKAMAI TECHNOLOGIES INC	US	5.57%	CONFLUENT INC-CLASS A	-68.82%	2.24%
ZSCALER INC	US	5.24%	FASTLY INC - CLASS A	-74.16%	2.00%
NETAPP INC	US	4.72%			
CLOUDFLARE INC - CLASS A	US	4.56%			
EQUINIX INC	US	4.54%			
DIGITAL REALTY TRUST INC	US	4.20%			
DYNATRACE INC	US	3.55%			
F5 INC	US	3.00%			
AMDOCS LTD	GG	2.93%			
Subtotal		63.55%			

Worst Performing Components	YTD	1 Day
KYNDRYL HOLDINGS INC	-54.31%	-2.93%
QUALYS INC	1.58%	-1.96%
NETAPP INC	-31.45%	-1.73%
SENTINELONE INC	-49.38%	-1.73%
F5 INC	-40.86%	-1.42%

Symbols

	Symbol	ISIN	WKN	Sedol	Bloomberg	Reuters	Telekurs
Price Index	BUII	DE000SLOFTH8	SLOFTH	BNNMYQ7	BUII	.BUII	118232883
Total Return Net	BUIINTR	DE000SLOFTJ4	SLOFTJ	BNNMYR8	BUIINTR	.BUIINTR	118232885
Total Return Gross	-	-	-	-	-	-	-

For further information visit www.marketvector.com

Nothing on this factsheet shall be considered a solicitation to buy or an offer to sell a security, or any other product or service, to any person in any jurisdiction where such offer, solicitation, purchase or sale would be unlawful under the laws of such jurisdiction. Neither MarketVector Indexes GmbH nor any of its licensors makes any warranties or representations, express or implied, to the user with respect to any of the data contained herein. The data is provided for informational purposes only, and the Company shall not be responsible or liable for the accuracy, usefulness or availability of any information transmitted or made available through it. The MarketVector™ family of indexes (MarketVector™, BlueStar®, MVIS®) is protected through various intellectual property rights and unfair competition and misappropriation laws. MVIS® is a registered trademark of Van Eck Associates Corporation that has been licensed to MarketVector Indexes GmbH. MarketVector™ and MarketVector Indexes™ are pending trademarks of Van Eck Associates Corporation. BlueStar®, BlueStar Indexes™, BIGI® and BIGITech® are trademarks of MarketVector Indexes GmbH. You require a licence to launch any product whose performance is linked to the value of a particular MarketVector™ Index and for all use of the MarketVector™ name or name of the MarketVector™ Index in the marketing of the product.