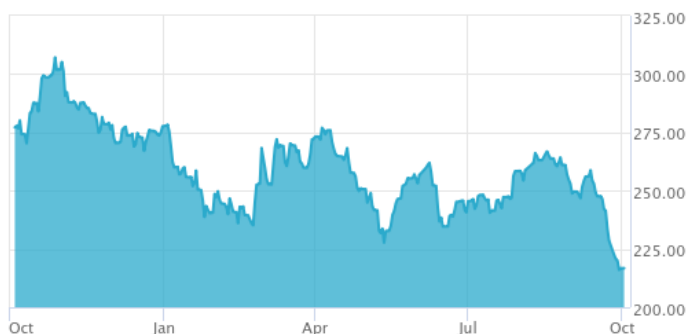


## BlueStar® Wind Energy Industry Index

The BlueStar® Wind Energy Industry Index tracks the performance of the largest and most liquid companies in the global wind energy industry. This is a modified market cap-weighted index, and only includes companies that generate at least 50% of their revenue, operating assets, or real estate assets from wind technology, wind farm operations, or wind farm construction services.

### Key Features



**All Time High/Low**      **52-Week High/Low**

**Total Return Net Index**      362.04/96.56      307.11/216.06

#### Size and Liquidity Requirements

Float-adjusted market capitalization of at least 250 mln USD. 3-month average-daily-value-traded of at least 250,000 USD.

#### Universe

Companies have to derive 50% or revenue or operating assets from the generation of or technologies used in the generation of wind energy.

#### Diversification

Companies are weighted by float-adjusted market capitalization with a maximum weight of 8%.

#### Review

Semi-annual in June and December.

### Index Data

#### INDEX PARAMETERS

<b>Launch Date</b>	23 Mar 2021	<b>Components</b>	24
<b>Type</b>	Sector	<b>Volatility</b> (250 days)	23.37
<b>Currency</b>	USD	<b>Full MCap</b> bn USD	351.12
<b>Base Date</b>	31 Dec 2014	<b>Float MCap</b> bn USD	245.03
<b>Base Value</b>	100.00	<b>Correlation*</b> (250 days)	0.00

\* -

#### FUNDAMENTALS\*

<b>Price/Earnings Trailing</b>	43.01
<b>Price/Book</b>	2.80
<b>Price/Sales</b>	2.80
<b>Price/Cash Flow</b>	12.23
<b>Dividend Yield</b>	2.12

\* as of 30 Sep 2022

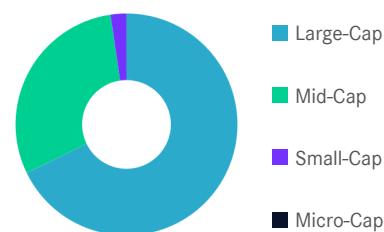
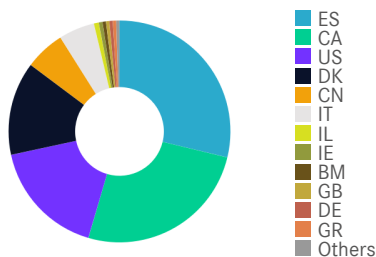
#### ANNUALISED PERFORMANCE\*

<b>1 Month</b>	-13.17%
<b>1 Year</b>	-23.52%
<b>3 Years</b>	11.56%
<b>5 Years</b>	9.61%
<b>7 Years</b>	10.49%

\* Total Return Net Index

### Country and Size Weightings

Country	Count	Weight
Spain	4	28.77%
Canada	4	25.77%
United States	2	17.08%
Denmark	2	13.62%
China	4	5.83%
Italy	1	5.21%
Israel	1	0.72%
Ireland	1	0.55%
Bermuda	1	0.51%
United Kingdom	1	0.50%
Germany	1	0.49%
Greece	1	0.49%
Others	1	0.47%

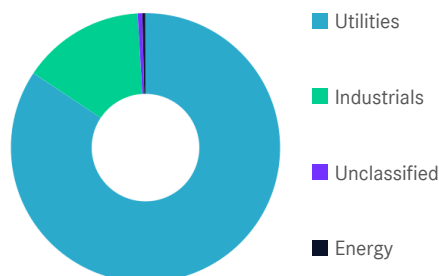


Size	Count	Weight
Large-Cap (> 6 bn)	9	67.81%
Mid-Cap (1.5 bn - 6 bn)	10	29.90%
Small-Cap (0.2 bn - 1.5 bn)	5	2.29%
Micro-Cap (0.0 bn - 0.2 bn)	0	0.00%

# BlueStar® Wind Energy Industry Index

## Sector Weightings

Sector	Count	Weight
Utilities	18	84.36%
Industrials	4	14.72%
Unclassified	1	0.55%
Energy	1	0.38%



## Index Components

Top Components by Weight	Country	Weight	Best Performing Components	YTD	1 Day
NEXTERA ENERGY INC	US	9.58%	VOLTALIA SA	-21.13%	2.94%
NORTHLAND POWER INC	CA	8.34%	GREENCOAT RENEWABLES PLC	-7.25%	2.52%
IBERDROLA SA	ES	7.81%	VESTAS WIND SYSTEMS A/S	-38.88%	2.30%
NEXTERA ENERGY PARTNERS LP	US	7.49%	CHINA SUNTIEN GREEN ENERGY-H	-50.73%	2.13%
ACCIONA SA	ES	7.01%	NORDEX SE	-45.60%	2.08%
SIEMENS GAMESA RENEWABLE ENERGY	ES	7.00%			
EDP RENOVAVEIS SA	ES	6.94%			
ORSTED A/S	DK	6.82%			
VESTAS WIND SYSTEMS A/S	DK	6.79%			
BORALEX INC -A	CA	6.58%			
INNERGEX RENEWABLE ENERGY INC	CA	5.90%			
ERG SPA	IT	5.21%			
<b>Subtotal</b>		85.50%			

Worst Performing Components	YTD	1 Day
XINJIANG GOLDWIND SCIENCE & TECHNOLO	-39.30%	-2.77%
NEXTERA ENERGY INC	-14.68%	-1.95%
NEXTERA ENERGY PARTNERS LP	-11.75%	-1.51%
TRANSALTA RENEWABLES INC.	-25.34%	-0.53%
NORTHLAND POWER INC	0.23%	-0.26%

## Symbols

	Symbol	ISIN	WKN	Sedol	Bloomberg	Reuters	Telekurs
<b>Price Index</b>	BWIND	DE000SL0CRN7	SL0CRN	BKPKKX7	BWIND	.BWIND	110078725
<b>Total Return Net</b>	BWINDNTR	DE000SL0CRP2	SL0CRP	BKPKKY8	BWINDNTR	.BWINDNTR	110078726
<b>Total Return Gross</b>	-	-	-	-	-	-	-

For further information visit [www.marketvector.com](http://www.marketvector.com)

Nothing on this factsheet shall be considered a solicitation to buy or an offer to sell a security, or any other product or service, to any person in any jurisdiction where such offer, solicitation, purchase or sale would be unlawful under the laws of such jurisdiction. Neither MarketVector Indexes GmbH nor any of its licensors makes any warranties or representations, express or implied, to the user with respect to any of the data contained herein. The data is provided for informational purposes only, and the Company shall not be responsible or liable for the accuracy, usefulness or availability of any information transmitted or made available through it. The MarketVector™ family of indexes (MarketVector™, BlueStar®, MVIS®) is protected through various intellectual property rights and unfair competition and misappropriation laws. MVIS® is a registered trademark of Van Eck Associates Corporation that has been licensed to MarketVector Indexes GmbH. MarketVector™ and MarketVector Indexes™ are pending trademarks of Van Eck Associates Corporation. BlueStar®, BlueStar Indexes®, BIGI® and BIGITech® are trademarks of MarketVector Indexes GmbH. You require a licence to launch any product whose performance is linked to the value of a particular MarketVector™ Index and for all use of the MarketVector™ name or name of the MarketVector™ Index in the marketing of the product.