

# MarketVector™ US Listed AI and Power Infrastructure Index

The MarketVector™ US Listed AI and Power Index (MVAIPO) is a thematic index tracking the performance of companies contributing to critical electrical grid and artificial intelligence infrastructure through nuclear and other decentralized energy technologies, electric equipment and related engineering and construction services, electrical utilities, data center operations, and AI related computing hardware.

## Key Features



Index 5,278.84/884.51 5,278.84/3,013.92

### Size and Liquidity Requirements

Full MCap of at least 300 mIn USD. Three month average-daily-trading volume of at least 1 mIn USD at a review and also at the previous two reviews. At least 250,000 shares traded per month over the last six months at a review and also at the previous two reviews

### Universe

Companies must derive 50% of revenues from critical electrical grid and AI infrastructure.

### Diversification

Company weightings are capped at 8%.

### Review

Quarterly.

## Index Data

### INDEX PARAMETERS

Launch Date	10 Jan 2025	Components	53
Type	Sector	Volatility (250 days)	30.87
Currency	USD	Full MCap bn USD	5,403.25
Base Date	31 Dec 2018	Float MCap bn USD	4,134.58
Base Value	1,000.00	Correlation* (250 days)	0.00

\* -

### FUNDAMENTALS\*

Price/Earnings Trailing	115.33
Price/Book	4.71
Price/Sales	3.25
Price/Cash Flow	23.23
Dividend Yield	0.68

\* as of 31 Jan 2025

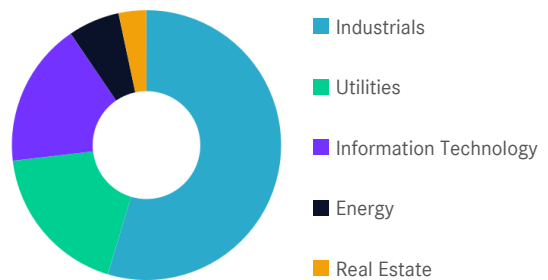
### ANNUALISED PERFORMANCE\*

1 Month	-3.82%
1 Year	51.71%
3 Years	27.63%
5 Years	27.88%
7 Years	28.65%

\* Total Return Net Index

## Sector Weightings

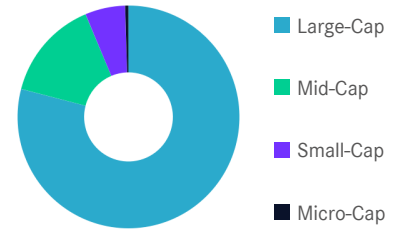
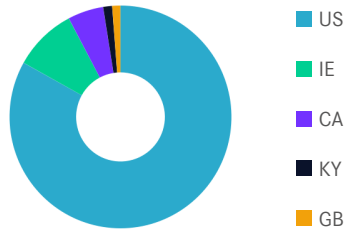
Sector	Count	Weight
Industrials	24	54.66%
Utilities	13	18.49%
Information Technology	10	17.33%
Energy	3	6.18%
Real Estate	3	3.34%



## MarketVector™ US Listed AI and Power Infrastructure Index

### Country and Size Weightings

Country	Count	Weight
United States	47	83.10%
Ireland	2	9.19%
Canada	2	5.22%
Cayman Islands	1	1.31%
United Kingdom	1	1.20%



Size	Count	Weight
Large-Cap (> 6 bn)	31	79.05%
Mid-Cap (1.5 bn - 6 bn)	15	14.63%
Small-Cap (0.2 bn - 1.5 bn)	6	5.84%
Micro-Cap (0.0 bn - 0.2 bn)	1	0.49%

### Index Components

Top Components by Weight	Country	Weight	Best Performing Components	YTD	1 Day
GE VERNOVA LLC	US	8.82%	RAMBUS INC	21.91%	6.78%
QUANTA SERVICES INC	US	7.30%	CAMECO CORP	-2.15%	6.07%
EATON CORPORATION PLC	IE	7.26%	EOS ENERGY ENTERPRISES INC	22.22%	5.88%
VERTIV HOLDINGS CO	US	5.95%	NEXGEN ENERGY LTD	1.11%	5.23%
BROADCOM INC	US	3.96%	FUELCELL ENERGY INC	-15.38%	5.23%
CAMECO CORP	CA	3.94%			
CONSTELLATION ENERGY CORPORATION	US	3.69%			
NVIDIA CORP	US	3.63%			
HUBBELL INC -CL B	US	3.26%			
VISTRA CORP	US	2.81%			
OKLO INC	US	2.39%			
DOMINION ENERGY INC	US	2.35%			
<b>Subtotal</b>		55.36%			
			Worst Performing Components	YTD	1 Day
			DOMINION ENERGY INC	0.19%	-4.19%
			AMERICAN SUPERCONDUCTOR CORP	2.80%	-3.80%
			NUSCALE POWER CORP	28.17%	-3.65%
			MARVELL TECHNOLOGY INC	-0.64%	-3.41%
			NANO NUCLEAR ENERGY ORD	48.91%	-2.70%

### Symbols

	Symbol	ISIN	WKN	Sedol	Bloomberg	Reuters	Telekurs
<b>Price Return</b>	MVAIPO	DE000SL0NCP1	SL0NCP	BQ95TN3	MVAIPO	.MVAIPO	141167997
<b>Total Return Net</b>	MVAIPOTR	DE000SL0NCQ9	SL0NCQ	BQ95V15	MVAIPOTR	.MVAIPOTR	141168015
<b>Total Return Gross</b>	-	-	-	-	-	-	-

## MarketVector™ US Listed AI and Power Infrastructure Index

---

For further information visit [www.marketvector.com](http://www.marketvector.com)

Nothing on this factsheet shall be considered a solicitation to buy or an offer to sell a security, or any other product or service, to any person in any jurisdiction where such offer, solicitation, purchase or sale would be unlawful under the laws of such jurisdiction. Neither MarketVector Indexes GmbH nor any of its licensors makes any warranties or representations, express or implied, to the user with respect to any of the data contained herein. The data is provided for informational purposes only, and the Company shall not be responsible or liable for the accuracy, usefulness or availability of any information transmitted or made available through it. The MarketVector™ family of indexes (MarketVector™, Bluestar®, MVIS®) is protected through various intellectual property rights and unfair competition and misappropriation laws. MVIS® is a registered trademark of Van Eck Associates Corporation that has been licensed to MarketVector Indexes GmbH. MarketVector™ and MarketVector Indexes™ are pending trademarks of Van Eck Associates Corporation. BlueStar®, BlueStar Indexes®, BIGI® and BIGITech® are trademarks of MarketVector Indexes GmbH. You require a licence to launch any product whose performance is linked to the value of a particular MarketVector™ Index and for all use of the MarketVector™ name or name of the MarketVector™ Index in the marketing of the product.