

## MVIS® US Listed Biotech 25 Index

The MVIS® US Listed Biotech 25 Index (MVBBH) tracks the performance of the 25 largest and most liquid US exchange-listed companies in the biotech industry. This is a modified market cap-weighted index, and only includes companies that generate at least 50% of their revenue from biotech related products and services, such as research and development, production, or marketing and sales of drugs based on genetic analysis and diagnostic equipment.

### Key Features

**Size and Liquidity Requirements**

Full MCap of at least 150 mln USD. Three month average-daily-trading volume of at least 1 mln USD at a review and also at the previous two reviews. At least 250,000 shares traded per month over the last six months at a review and also at the previous two reviews.

**Pure-Play**

Companies have to generate at least 50% revenues from biotechnology.

**Diversification**

Company weightings are capped at 20%.

**Review**

Semi-annually in March and September with quarterly rebalances.



Index 5,380.35/312.71 4,920.12/3,481.83

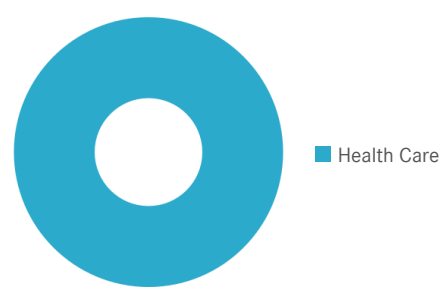
### Index Data

INDEX PARAMETERS		FUNDAMENTALS*		ANNUALISED PERFORMANCE*			
Launch Date	12 Aug 2011	Components	25	Price/Earnings Trailing	45.07	1 Month	0.92%
Type	Sector	Volatility (250 days)	21.83	Price/Book	4.40	1 Year	17.04%
Currency	USD	Full MCap bn USD	993.08	Price/Sales	5.57	3 Years	5.67%
Base Date	29 Sep 2000	Float MCap bn USD	669.29	Price/Cash Flow	21.65	5 Years	2.39%
Base Value	1,000.00	Correlation* (250 days)	0.84	Dividend Yield	0.75	Since Inception	6.35%

\* MSCI ACWI Biotechnology      \* as of 30 Nov 2025      \* Total Return Net Index

### Sector Weightings

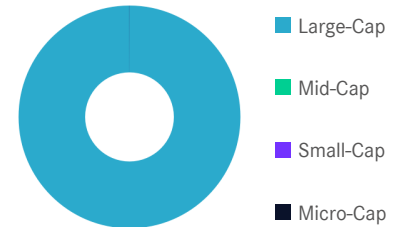
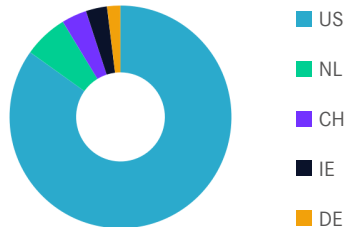
Sector	Count	Weight
Health Care	25	100.00%



## MVIS® US Listed Biotech 25 Index

### Country and Size Weightings

Country	Count	Weight
United States	20	84.87%
Netherlands	2	6.45%
Switzerland	1	3.66%
Ireland	1	3.08%
Germany	1	1.95%



Size	Count	Weight
Large-Cap (> 6 bn)	25	100.00%
Mid-Cap (1.5 bn - 6 bn)	0	0.00%
Small-Cap (0.2 bn - 1.5 bn)	0	0.00%
Micro-Cap (0.0 bn - 0.2 bn)	0	0.00%

### Index Components

Top Components by Weight	Country	Weight	Best Performing Components	YTD	1 Day
AMGEN INC	US	12.99%	INSMED INC	190.66%	1.90%
GILEAD SCIENCES INC	US	11.52%	AMGEN INC	29.43%	0.44%
VERTEX PHARMACEUTICALS INC	US	9.61%	ARGENX SE - ADR	38.44%	0.06%
REGENERON PHARMACEUTICALS	US	5.84%	EXACT SCIENCES CORP	81.10%	0.02%
INSMED INC	US	5.38%	UNITED THERAPEUTICS CORP	41.71%	-0.06%
NATERA INC	US	5.13%			
ARGENX SE - ADR	NL	4.86%	<b>Worst Performing Components</b>	<b>YTD</b>	<b>1 Day</b>
IQVIA HOLDINGS INC	US	4.72%	NEUROCRINE BIOSCIENCES INC	8.97%	-3.45%
UNITED THERAPEUTICS CORP	US	3.72%	ILLUMINA INC	-1.55%	-2.49%
BEONE MEDICINES LTD-ADR	CH	3.66%	BIOGEN INC	12.15%	-2.41%
ALNYLAM PHARMACEUTICALS INC	US	3.63%	BIO-TECHNE CORP	-19.80%	-2.13%
BIOGEN INC	US	3.56%	BEONE MEDICINES LTD-ADR	64.75%	-2.05%
<b>Subtotal</b>		74.62%			

### Symbols

	Symbol	ISIN	WKN	Sedol	Bloomberg	Reuters	Telekurs
<b>Price Return</b>	MVBBH	DE000SLA0LB8	SLA0LB	B68L4M6	MVBBH	.MVBBH	13624411
<b>Total Return Net</b>	MVBBHTR	DE000SLA0LM5	SLA0LM	B4QZQM0	MVBBHTR	.MVBBHTR	13624412
<b>Total Return Gross</b>	MVBBHTRG	DE000SLA1CF6	SLA1CF	B8J7XY2	MVBBHTRG	.MVBBHTRG	20729403

## MVIS® US Listed Biotech 25 Index

---

For further information visit [www.marketvector.com](http://www.marketvector.com)

Nothing on this factsheet shall be considered a solicitation to buy or an offer to sell a security, or any other product or service, to any person in any jurisdiction where such offer, solicitation, purchase or sale would be unlawful under the laws of such jurisdiction. Neither MarketVector Indexes GmbH nor any of its licensors makes any warranties or representations, express or implied, to the user with respect to any of the data contained herein. The data is provided for informational purposes only, and the Company shall not be responsible or liable for the accuracy, usefulness or availability of any information transmitted or made available through it. The MarketVector™ family of indexes (MarketVector™, Bluestar®, MVIS®) is protected through various intellectual property rights and unfair competition and misappropriation laws. MVIS® is a registered trademark of Van Eck Associates Corporation that has been licensed to MarketVector Indexes GmbH. MarketVector™ and MarketVector Indexes™ are pending trademarks of Van Eck Associates Corporation. BlueStar®, BlueStar Indexes®, BIGI® and BIGITech® are trademarks of MarketVector Indexes GmbH. You require a licence to launch any product whose performance is linked to the value of a particular MarketVector™ Index and for all use of the MarketVector™ name or name of the MarketVector™ Index in the marketing of the product.