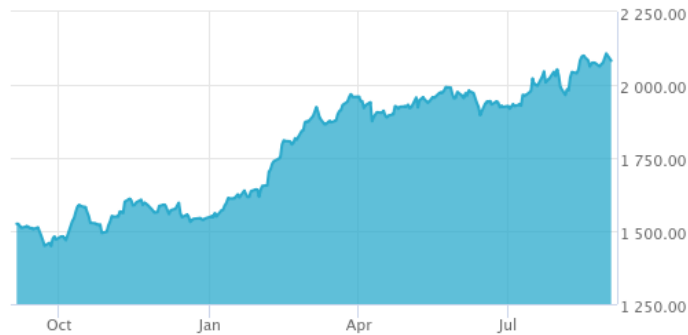


MarketVector™ Global Defence Industry (AUD) Index

The MarketVector™ Global Defence Industry (AUD) Index (MVDEFA) tracks the performance of companies that are involved in serving national defence industries.

Key Features



Index 2,107.15/931.36 2,107.15/1,448.78

Size and Liquidity Requirements

Full MCap of at least 1bn USD. Three month average-daily-trading volume of at least 1 mln USD at a review and also at the previous two reviews. At least 250,000 shares traded per month over the last six months at a review and also at the previous two reviews.

Pure-Play

Companies must derive 50% of revenues from the military or defence industries.

Diversification

Company weightings are capped at 8%.

Review

Quarterly

Index Data

INDEX PARAMETERS

Launch Date	05 Aug 2024	Components	28
Type	Sector	Volatility (250 days)	14.03
Currency	AUD	Full MCap bn USD	491.56
Base Date	31 Dec 2020	Float MCap bn USD	307.46
Base Value	1,000.00	Correlation* (250 days)	0.00

* -

FUNDAMENTALS*

Price/Earnings Trailing	28.94
Price/Book	3.93
Price/Sales	1.61
Price/Cash Flow	17.68
Dividend Yield	1.02

* as of 31 Jul 2024

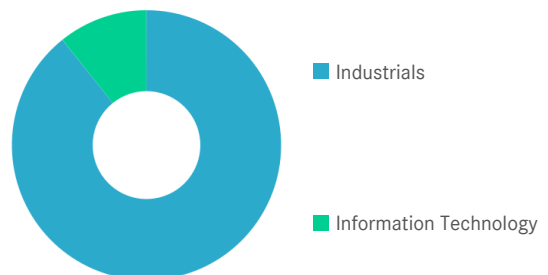
ANNUALISED PERFORMANCE*

1 Month	4.53%
1 Year	37.04%
3 Years	25.31%
5 Years	-
7 Years	22.12%

* Total Return Net Index

Sector Weightings

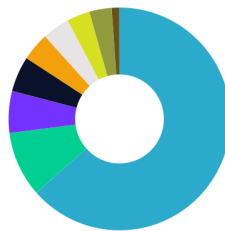
Sector	Count	Weight
Industrials	26	89.26%
Information Technology	2	10.74%



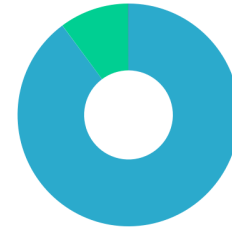
MarketVector™ Global Defence Industry (AUD) Index

Country and Size Weightings

Country	Count	Weight
United States	16	63.49%
France	2	9.47%
Italy	1	6.09%
South Korea	2	5.13%
Sweden	1	4.11%
United Kingdom	3	3.99%
Singapore	1	3.33%
Israel	1	3.25%
Germany	1	1.14%



■ US
■ FR
■ IT
■ KR
■ SE
■ GB
■ SG
■ IL
■ DE



■ Large-Cap
■ Mid-Cap
■ Small-Cap
■ Micro-Cap

Size	Count	Weight
Large-Cap (> 6 bn)	20	89.84%
Mid-Cap (1.5 bn - 6 bn)	8	10.16%
Small-Cap (0.2 bn - 1.5 bn)	0	0.00%
Micro-Cap (0.0 bn - 0.2 bn)	0	0.00%

Index Components

Top Components by Weight	Country	Weight	Best Performing Components	YTD	1 Day
PALANTIR TECHNOLOGIES INC	US	9.68%	SINGAPORE TECH ENGINEERING	19.32%	0.18%
LEIDOS HOLDINGS INC	US	8.01%	BWX TECHNOLOGIES INC	35.24%	0.00%
BOOZ ALLEN HAMILTON HOLDING CORP	US	7.64%	PARSONS CORP	52.22%	0.00%
THALES SA	FR	6.77%	AEROVIRONMENT INC	61.66%	0.00%
CURTISS-WRIGHT CORP	US	6.17%	BOOZ ALLEN HAMILTON HOLDING CORP	25.42%	0.00%
LEONARDO SPA	IT	6.09%			
CACI INTERNATIONAL INC -CL A	US	4.30%			
BWX TECHNOLOGIES INC	US	4.20%			
HUNTINGTON INGALLS INDUSTRIES	US	4.13%			
SAAB AB CLASS B	SE	4.11%			
KBR INC	US	3.92%			
HANWHA AEROSPACE CO LTD	KR	3.71%			
Subtotal		68.74%			
			Worst Performing Components	YTD	1 Day
			LEONARDO SPA	44.71%	-7.23%
			HENSOLDT AG	31.68%	-6.31%
			SAAB AB CLASS B	48.74%	-5.59%
			THALES SA	12.74%	-2.36%
			QINETIQ GROUP PLC	60.38%	-2.21%

Symbols

	Symbol	ISIN	WKN	Sedol	Bloomberg	Reuters	Telekurs
Price Return	MVDEFA	DE000SL0MXQ7	SL0MXQ	BRJK1Q2	MVDEFA	.MVDEFA	137181176
Total Return Net	MVDEFATR	DE000SL0MXR5	SL0MXR	BRJK1R3	MVDEFATR	.MVDEFATR	137181182
Total Return Gross	-	-	-	-	-	-	-

MarketVector™ Global Defence Industry (AUD) Index

For further information visit www.marketvector.com

Nothing on this factsheet shall be considered a solicitation to buy or an offer to sell a security, or any other product or service, to any person in any jurisdiction where such offer, solicitation, purchase or sale would be unlawful under the laws of such jurisdiction. Neither MarketVector Indexes GmbH nor any of its licensors makes any warranties or representations, express or implied, to the user with respect to any of the data contained herein. The data is provided for informational purposes only, and the Company shall not be responsible or liable for the accuracy, usefulness or availability of any information transmitted or made available through it. The MarketVector™ family of indexes (MarketVector™, Bluestar®, MVIS®) is protected through various intellectual property rights and unfair competition and misappropriation laws. MVIS® is a registered trademark of Van Eck Associates Corporation that has been licensed to MarketVector Indexes GmbH. MarketVector™ and MarketVector Indexes™ are pending trademarks of Van Eck Associates Corporation. BlueStar®, BlueStar Indexes®, BIGI® and BIGITech® are trademarks of MarketVector Indexes GmbH. You require a licence to launch any product whose performance is linked to the value of a particular MarketVector™ Index and for all use of the MarketVector™ name or name of the MarketVector™ Index in the marketing of the product.