

MarketVector™ Global Video Gaming & eSports ESG Index

The MarketVector™ Global Video Gaming & eSports ESG Index (MVESPG) provides targeted exposure to the global video gaming and eSports segment taking ESG factors into consideration.

Key Features



Index 1,878.40/575.79 1,878.40/1,222.36

Size and Liquidity Requirements

Full MCap of at least 150 mIn USD. Three month average-daily-trading volume of at least 1 mIn USD at a review and also at the previous two reviews. At least 250,000 shares traded per month over the last six months at a review and also at the previous two reviews.

Pure-Play

Companies have to generate at least 50% revenues from video gaming & eSports.

Diversification

Company weightings are capped at 8%.

Review

Quarterly.

Index Data

INDEX PARAMETERS

Launch Date	22 Jul 2022	Components	25
Type	Sector	Volatility (250 days)	18.32
Currency	USD	Full MCap bn USD	1,258.14
Base Date	31 Dec 2021	Float MCap bn USD	829.26
Base Value	1,000.00	Correlation* (250 days)	0.85

* BlueStar Global Online Gambling, Video Gaming and eSports Index * as of 31 Oct 2025

FUNDAMENTALS*

Price/Earnings Trailing	42.33
Price/Book	4.08
Price/Sales	4.93
Price/Cash Flow	24.05
Dividend Yield	0.87

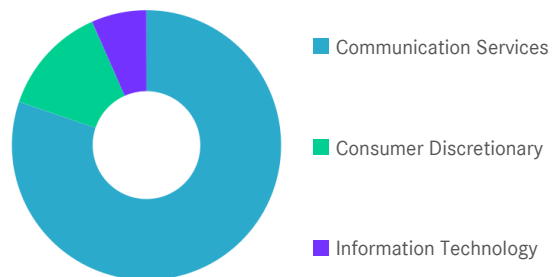
ANNUALISED PERFORMANCE*

1 Month	-4.44%
1 Year	35.18%
3 Years	38.35%
5 Years	-
Since Inception	14.67%

* Total Return Net Index

Sector Weightings

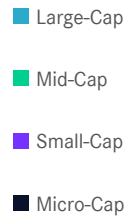
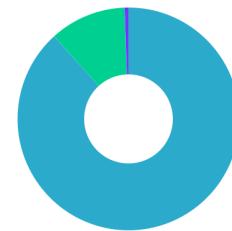
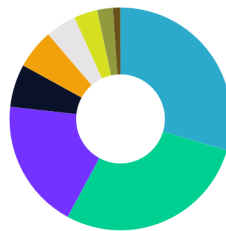
Sector	Count	Weight
Communication Services	20	80.21%
Consumer Discretionary	3	13.16%
Information Technology	2	6.63%



MarketVector™ Global Video Gaming & eSports ESG Index

Country and Size Weightings

Country	Count	Weight
Japan	7	29.57%
United States	5	28.34%
Cayman Islands	4	18.82%
Taiwan	2	6.24%
South Korea	3	5.75%
Australia	1	4.46%
Poland	1	3.43%
Bermuda	1	2.28%
Sweden	1	1.10%



Size	Count	Weight
Large-Cap (> 6 bn)	17	88.31%
Mid-Cap (1.5 bn - 6 bn)	7	11.14%
Small-Cap (0.2 bn - 1.5 bn)	1	0.55%
Micro-Cap (0.0 bn - 0.2 bn)	0	0.00%

Index Components

Top Components by Weight	Country	Weight	Best Performing Components	YTD	1 Day
TENCENT HOLDINGS LTD	KY	8.36%	GAMESTOP CORP	-28.11%	4.16%
NINTENDO CO LTD	JP	7.88%	CD PROJEKT RED	52.30%	2.95%
ELECTRONIC ARTS INC	US	7.06%	ROBLOX CORP	64.24%	2.48%
NETEASE INC-ADR	KY	6.66%	SQUARE ENIX HOLDINGS CO LTD ORD	56.56%	1.93%
TAKE-TWO INTERACTIVE SOFTWARE INC	US	6.55%	EMBRACER GROUP AB	9.16%	1.67%
ROBLOX CORP	US	5.42%			
NEXON CO. LTD	JP	5.20%			
KONAMI GROUP CORP	JP	4.91%			
UNITY SOFTWARE INC	US	4.80%			
GAMESTOP CORP	US	4.50%			
ARISTOCRAT LEISURE LTD	AU	4.46%			
CAPCOM CO LTD	JP	4.42%			
Subtotal		70.23%			
			Worst Performing Components	YTD	1 Day
			NCSOFT CORP ORD	15.83%	-2.03%
			INTERNATIONAL GAMES SYSTEM CO	-17.47%	-1.24%
			NETMARBLE CORP	2.62%	-0.77%
			KONAMI GROUP CORP	63.72%	-0.46%
			KINGSOFT CORP LTD	-14.69%	-0.36%

Symbols

	Symbol	ISIN	WKN	Sedol	Bloomberg	Reuters	Telekurs
Price Return	MVESPG	DE000SLOGNX6	SLOGNX	BN79Y53	MVESPG	.MVESPG	120579680
Total Return Net	MVESPGTR	DE000SLOGNY4	SLOGNY	BN79Y64	MVESPGTR	.MVESPGTR	120579689
Total Return Gross	-	-	-	-	-	-	-

MarketVector™ Global Video Gaming & eSports ESG Index

For further information visit www.marketvector.com

Nothing on this factsheet shall be considered a solicitation to buy or an offer to sell a security, or any other product or service, to any person in any jurisdiction where such offer, solicitation, purchase or sale would be unlawful under the laws of such jurisdiction. Neither MarketVector Indexes GmbH nor any of its licensors makes any warranties or representations, express or implied, to the user with respect to any of the data contained herein. The data is provided for informational purposes only, and the Company shall not be responsible or liable for the accuracy, usefulness or availability of any information transmitted or made available through it. The MarketVector™ family of indexes (MarketVector™, Bluestar®, MVIS®) is protected through various intellectual property rights and unfair competition and misappropriation laws. MVIS® is a registered trademark of Van Eck Associates Corporation that has been licensed to MarketVector Indexes GmbH. MarketVector™ and MarketVector Indexes™ are pending trademarks of Van Eck Associates Corporation. BlueStar®, BlueStar Indexes®, BIGI® and BIGITech® are trademarks of MarketVector Indexes GmbH. You require a licence to launch any product whose performance is linked to the value of a particular MarketVector™ Index and for all use of the MarketVector™ name or name of the MarketVector™ Index in the marketing of the product.