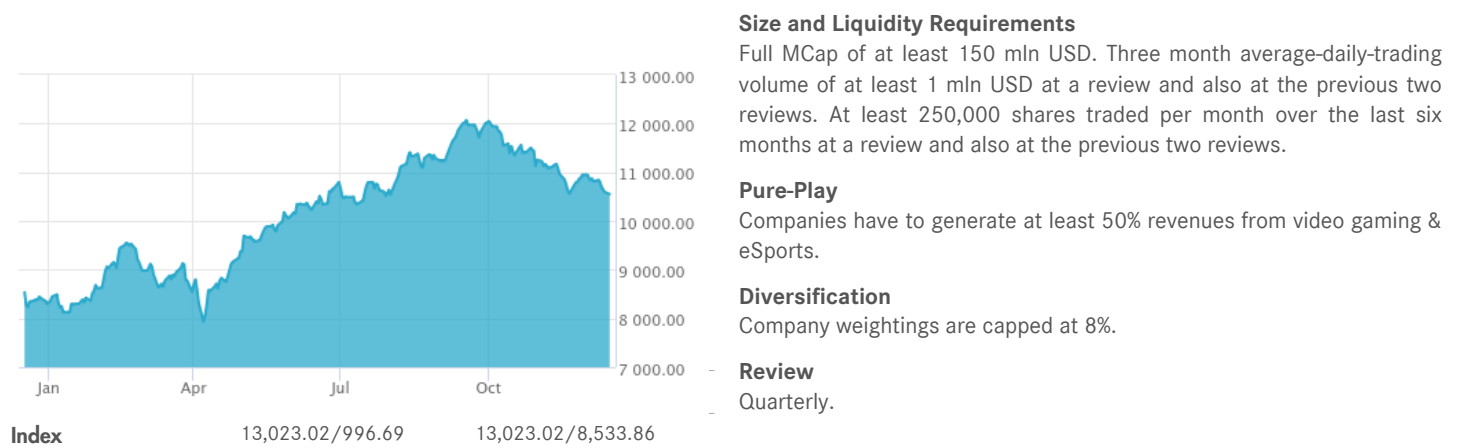


## MVIS® Global Video Gaming & eSports Index

The MVIS® Global Video Gaming & eSports Index (MVESPO) tracks the performance of the largest and more liquid companies in the global video gaming and eSports industries. This is a modified market cap-weighted index, and only includes companies that generate at least 50% of their revenue from video gaming and/or eSports, such as video games development and related software/hardware, streaming services, and eSports events companies. MVESPO covers at least 90% of the investable universe.

### Key Features

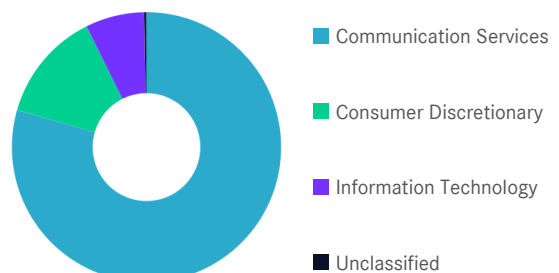


### Index Data

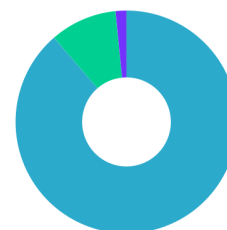
INDEX PARAMETERS				FUNDAMENTALS*		ANNUALISED PERFORMANCE*	
Launch Date	16 Jul 2018	Components	26	Price/Earnings Trailing	36.20	1 Month	-3.65%
Type	Sector	Volatility (250 days)	17.72	Price/Book	3.73	1 Year	26.67%
Currency	USD	Full MCap bn USD	1,223.18	Price/Sales	4.52	3 Years	35.77%
Base Date	31 Dec 2014	Float MCap bn USD	806.18	Price/Cash Flow	21.51	5 Years	11.52%
Base Value	1,000.00	Correlation* (250 days)	0.44	Dividend Yield	0.91	Since Inception	24.86%
* S&P Global 1200 Software Index				* as of 30 Nov 2025		* Total Return Net Index	

### Sector Weightings

Sector	Count	Weight
Communication Services	20	79.45%
Consumer Discretionary	3	13.19%
Information Technology	2	7.08%
Unclassified	1	0.28%



## Country and Size Weightings



Size	Count	Weight
Large-Cap ( > 6 bn)	17	88.67%
Mid-Cap (1.5 bn - 6 bn)	6	9.74%
Small-Cap (0.2 bn - 1.5 bn)	3	1.59%
Micro-Cap (0.0 bn - 0.2 bn)	0	0.00%

## Index Components

Top Components by Weight	Country	Weight	Best Performing Components	YTD	1 Day
TENCENT HOLDINGS LTD	KY	8.56%	GAMESTOP CORP	-29.52%	4.05%
ELECTRONIC ARTS INC	US	7.41%	SQUARE ENIX HOLDINGS CO LTD ORD	44.32%	3.08%
NINTENDO CO LTD	JP	7.11%	NCISOFT CORP ORD	8.75%	1.31%
NETEASE INC-ADR	KY	6.92%	TAKE-TWO INTERACTIVE SOFTWARE INC	32.86%	1.28%
TAKE-TWO INTERACTIVE SOFTWARE INC	US	6.75%	COFFEE STAIN GROUP AB	-2.56%	1.12%
NEXON CO. LTD	JP	5.46%			
UNITY SOFTWARE INC	US	5.30%			
ROBLOX CORP	US	5.14%	Worst Performing Components	YTD	1 Day
KONAMI GROUP CORP	JP	4.77%	EMBRACER GROUP AB	2.80%	-3.41%
GAMESTOP CORP	US	4.58%	KRAFTON INC	-22.50%	-2.63%
ARISTOCRAT LEISURE LTD	AU	4.57%	TENCENT HOLDINGS LTD	45.62%	-2.08%
INTERNATIONAL GAMES SYSTEM CO	TW	4.41%	UNITY SOFTWARE INC	101.25%	-2.04%
Subtotal		70.99%	NETMARBLE CORP	-4.76%	-1.81%

## Symbols

	Symbol	ISIN	WKN	Sedol	Bloomberg	Reuters	Telekurs
Price Return	MVESPO	DE000SLA5J17	SLA5J1	BG1G1D8	MVESPO	.MVESPO	42798282
Total Return Net	MVESPOTR	DE000SLA5DJ7	SLA5DJ	BG1G1F0	MVESPOTR	.MVESPOTR	42798289
Total Return Gross	-	-	-	-	-	-	-

## MVIS® Global Video Gaming & eSports Index

---

For further information visit [www.marketvector.com](http://www.marketvector.com)

Nothing on this factsheet shall be considered a solicitation to buy or an offer to sell a security, or any other product or service, to any person in any jurisdiction where such offer, solicitation, purchase or sale would be unlawful under the laws of such jurisdiction. Neither MarketVector Indexes GmbH nor any of its licensors makes any warranties or representations, express or implied, to the user with respect to any of the data contained herein. The data is provided for informational purposes only, and the Company shall not be responsible or liable for the accuracy, usefulness or availability of any information transmitted or made available through it. The MarketVector™ family of indexes (MarketVector™, Bluestar®, MVIS®) is protected through various intellectual property rights and unfair competition and misappropriation laws. MVIS® is a registered trademark of Van Eck Associates Corporation that has been licensed to MarketVector Indexes GmbH. MarketVector™ and MarketVector Indexes™ are pending trademarks of Van Eck Associates Corporation. BlueStar®, BlueStar Indexes®, BIGI® and BIGITech® are trademarks of MarketVector Indexes GmbH. You require a licence to launch any product whose performance is linked to the value of a particular MarketVector™ Index and for all use of the MarketVector™ name or name of the MarketVector™ Index in the marketing of the product.