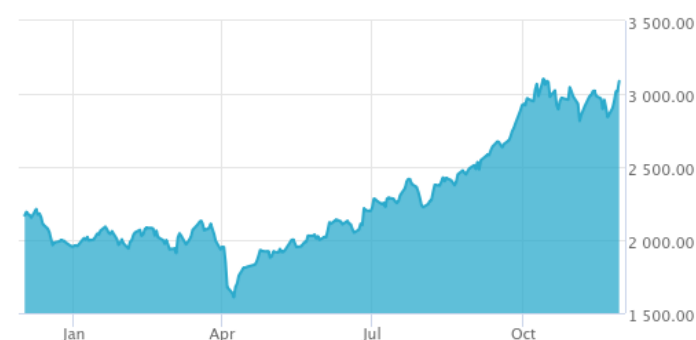


MVIS® Global Clean-Tech Metals Index

The MVIS® Global Clean-Tech Metals Index (MVGMET) tracks the performance of global metals and rare earth element miners, refiners, and recyclers focused on metals and elements that are used in technologies contributing to the proliferation of clean energy as defined by MarketVector Indexes. MVGMET covers at least 90% of the investable universe.

Key Features



Index 3,859.53/789.69 3,714.28/1,910.35

Size and Liquidity Requirements

Full MCap of at least 150 mln USD. Three month average-daily-trading volume of at least 1 mln USD at a review and also at the previous two reviews. At least 250,000 shares traded per month over the last six months at a review and also at the previous two reviews.

Pure-Play

Companies have to generate at least 50% revenues from global metals and rare earth elements that are used in technologies contributing to the proliferation of clean energy.

Diversification

Company weightings are capped at 8%.

Review

Quarterly.

Index Data

INDEX PARAMETERS

Launch Date	02 Nov 2021	Components	54
Type	Hard Asset	Volatility (250 days)	26.51
Currency	USD	Full MCap bn USD	819.98
Base Date	31 Dec 2015	Float MCap bn USD	393.54
Base Value	1,000.00	Correlation* (250 days)	0.91

* MSCI ACWI Select Metal & Mining Prod. Ex Gold & Silver * as of 31 Oct 2025

FUNDAMENTALS*

Price/Earnings Trailing	113.49
Price/Book	2.18
Price/Sales	1.20
Price/Cash Flow	11.25
Dividend Yield	1.12

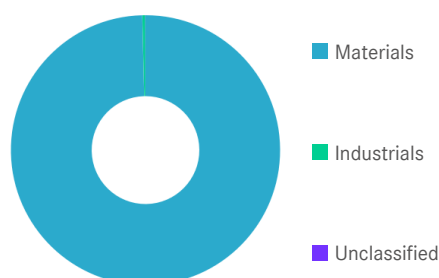
ANNUALISED PERFORMANCE*

1 Month	4.39%
1 Year	45.89%
3 Years	7.31%
5 Years	9.87%
Since Inception	14.10%

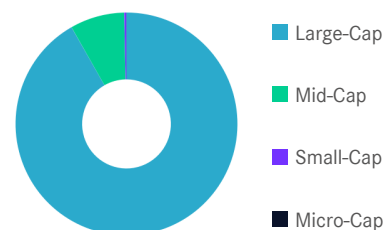
* Total Return Net Index

Sector Weightings

Sector	Count	Weight
Materials	52	99.62%
Industrials	1	0.38%
Unclassified	1	0.00%



Country and Size Weightings



Size	Count	Weight
Large-Cap (> 6 bn)	37	91.75%
Mid-Cap (1.5 bn - 6 bn)	15	7.93%
Small-Cap (0.2 bn - 1.5 bn)	1	0.33%
Micro-Cap (0.0 bn - 0.2 bn)	1	0.00%

Top Components by Weight	Country	Weight	Best Performing Components	YTD	1 Day
ANGLO AMERICAN PLC	GB	7.36%	NORTHAM PLATINUM HOLDINGS LTD	248.99%	7.39%
GLENCORE PLC	JE	6.95%	CHENGXIN LITHIUM GROUP CO LTD	163.83%	7.20%
GRUPO MEXICO SAB DE CV	MX	6.67%	LITHIUM AMERICAS CORP	89.56%	7.03%
FREEPORT-MCMORAN INC	US	6.40%	IMPALA PLATINUM HOLDINGS LTD	171.57%	6.80%
TECK RESOURCES LIMITED CLASS B	CA	5.31%	SIBANYE GOLD- SPON ADR	303.94%	5.96%
ANTOFAGASTA PLC	GB	4.14%			
VALTERRA PLATINUM LIMITED	ZA	3.96%			
SOUTHERN COPPER CORP	US	3.58%	Worst Performing Components	YTD	1 Day
BOLIDEN AB	SE	3.33%	AMMAN MINERAL IN ORD	-24.74%	-5.12%
FIRST QUANTUM MINERALS LTD	CA	3.03%	MERDEKA COPPER GOLD TBK PT	36.43%	-3.07%
LUNDIN MINING CORP	CA	2.93%	ILUKA RESOURCES LTD	37.04%	-1.01%
ALBEMARLE CORP	US	2.79%	LIONTOWN RESOURCES LTD	189.51%	-1.00%
Subtotal		56.44%	TECK RESOURCES LIMITED CLASS B	6.00%	-0.36%

	Symbol	ISIN	WKN	Sedol	Bloomberg	Reuters	Telekurs
Price Return	MVGMET	DE000SL0D927	SL0D92	BKVPD91	MVGMET	.MVGMET	114669071
Total Return Net	MVGMETTR	DE000SL0D935	SL0D93	BKVPD79	MVGMETTR	.MVGMETTR	114669070
Total Return Gross	-	-	-	-	-	-	-

MVIS® Global Clean-Tech Metals Index

For further information visit www.marketvector.com

Nothing on this factsheet shall be considered a solicitation to buy or an offer to sell a security, or any other product or service, to any person in any jurisdiction where such offer, solicitation, purchase or sale would be unlawful under the laws of such jurisdiction. Neither MarketVector Indexes GmbH nor any of its licensors makes any warranties or representations, express or implied, to the user with respect to any of the data contained herein. The data is provided for informational purposes only, and the Company shall not be responsible or liable for the accuracy, usefulness or availability of any information transmitted or made available through it. The MarketVector™ family of indexes (MarketVector™, Bluestar®, MVIS®) is protected through various intellectual property rights and unfair competition and misappropriation laws. MVIS® is a registered trademark of Van Eck Associates Corporation that has been licensed to MarketVector Indexes GmbH. MarketVector™ and MarketVector Indexes™ are pending trademarks of Van Eck Associates Corporation. BlueStar®, BlueStar Indexes®, BIGI® and BIGITech® are trademarks of MarketVector Indexes GmbH. You require a licence to launch any product whose performance is linked to the value of a particular MarketVector™ Index and for all use of the MarketVector™ name or name of the MarketVector™ Index in the marketing of the product.