

MVIS® US Listed Pharmaceutical 25 Index

The MVIS® US Listed Pharmaceutical 25 Index (MVPPH) tracks the performance of the 25 largest and most liquid US exchange-listed companies in the pharmaceutical industry. This is a modified market cap-weighted index, and only includes companies that generate at least 50% of their revenue from pharmaceutical related products and services, such as research and development, production, or marketing and sales.

Key Features



All Time High/Low **52-Week High/Low**

Total Return Net Index 2,637.89/551.16 2,532.62/2,089.82

Size and Liquidity Requirements

Full MCap of at least 150 mln USD. Three month average-daily-trading volume of at least 1 mln USD at a review and also at the previous two reviews. At least 250,000 shares traded per month over the last six months at a review and also at the previous two reviews.

Pure-Play

Companies have to generate at least 50% revenues from pharmaceuticals.

Diversification

Company weightings are capped at 20%.

Review

Semi-annually with quarterly rebalances.

Index Data

INDEX PARAMETERS

Launch Date	12 Aug 2011	Components	25
Type	Sector	Volatility (250 days)	15.27
Currency	USD	Full MCap bn USD	2,956.81
Base Date	29 Sep 2000	Float MCap bn USD	2,421.78
Base Value	1,000.00	Correlation* (250 days)	0.86

* MSCI ACWI Pharmaceuticals

FUNDAMENTALS*

Price/Earnings Trailing	21.04
Price/Book	2.85
Price/Sales	1.02
Price/Cash Flow	10.36
Dividend Yield	2.25

* as of 31 May 2023

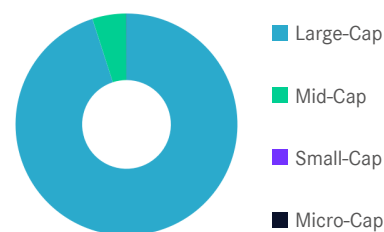
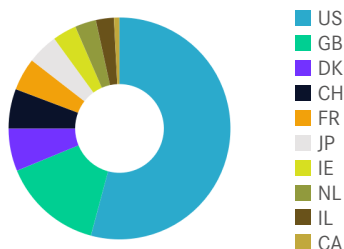
ANNUALISED PERFORMANCE*

1 Month	-3.54%
1 Year	-2.91%
3 Years	6.28%
5 Years	5.53%
7 Years	3.94%

* Total Return Net Index

Country and Size Weightings

Country	Count	Weight
United States	13	54.16%
United Kingdom	3	14.62%
Denmark	1	6.21%
Switzerland	1	5.78%
France	1	4.73%
Japan	1	4.50%
Ireland	2	3.47%
Netherlands	1	3.10%
Israel	1	2.62%
Canada	1	0.81%

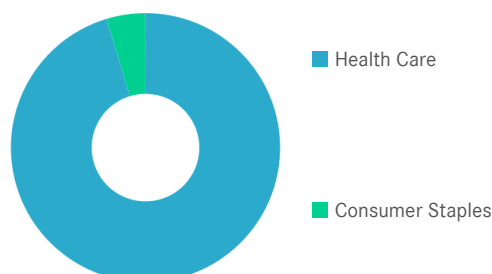


Size	Count	Weight
Large-Cap (> 6 bn)	20	95.03%
Mid-Cap (1.5 bn - 6 bn)	5	4.97%
Small-Cap (0.2 bn - 1.5 bn)	0	0.00%
Micro-Cap (0.0 bn - 0.2 bn)	0	0.00%

MVIS® US Listed Pharmaceutical 25 Index

Sector Weightings

Sector	Count	Weight
Health Care	24	95.33%
Consumer Staples	1	4.67%



Index Components

Top Components by Weight	Country	Weight	Best Performing Components	YTD	1 Day
JOHNSON & JOHNSON	US	7.77%	ELANCO ANIMAL HEALTH INC	-24.55%	7.21%
ELI LILLY & CO	US	7.07%	ZOETIS INC	17.81%	3.54%
NOVO-NORDISK A/S-SPONS ADR	DK	6.21%	PERRIGO CO PLC	-1.67%	2.90%
MERCK & CO. INC.	US	5.85%	PATTERSON COMPANIES INC	-1.75%	2.89%
NOVARTIS AG-ADR	CH	5.78%	ABBVIE INC	-13.71%	2.57%
ASTRAZENECA PLC-SPONS ADR	GB	5.51%			
MCKESSON CORP	US	5.05%			
AMERISOURCEBERGEN CORP	US	5.03%	Worst Performing Components	YTD	1 Day
ABBVIE INC	US	4.96%	JAZZ PHARMACEUTICALS PLC	-19.44%	-0.60%
BRISTOL-MYERS SQUIBB CO	US	4.75%	NOVO-NORDISK A/S-SPONS ADR	16.76%	-0.53%
SANOFI-ADR	FR	4.73%	ASTRAZENECA PLC-SPONS ADR	8.60%	-0.34%
HALEON PLC	GB	4.67%	MCKESSON CORP	4.31%	0.24%
Subtotal		67.37%	TEVA PHARMACEUTICAL-SP ADR	-20.72%	0.42%

Symbols

	Symbol	ISIN	WKN	Sedol	Bloomberg	Reuters	Telekurs
Price Index	MVPPH	DE000SLA0LS2	SLA0LS	B4RGLR2	MVPPH	.MVPPH	13624427
Total Return Net	MVPPHTR	DE000SLA0LT0	SLA0LT	B4LWXJ2	MVPPHTR	.MVPPHTR	13624431
Total Return Gross	MVPPHTRG	DE000SLA1CM2	SLA1CM	B88HTJ0	MVPPHTRG	.MVPPHTRG	20729426

For further information visit www.marketvector.com

Nothing on this factsheet shall be considered a solicitation to buy or an offer to sell a security, or any other product or service, to any person in any jurisdiction where such offer, solicitation, purchase or sale would be unlawful under the laws of such jurisdiction. Neither MarketVector Indexes GmbH nor any of its licensors makes any warranties or representations, express or implied, to the user with respect to any of the data contained herein. The data is provided for informational purposes only, and the Company shall not be responsible or liable for the accuracy, usefulness or availability of any information transmitted or made available through it. The MarketVector™ family of indexes (MarketVector™, Bluestar®, MVIS®) is protected through various intellectual property rights and unfair competition and misappropriation laws. MVIS® is a registered trademark of Van Eck Associates Corporation that has been licensed to MarketVector Indexes GmbH. MarketVector™ and MarketVector Indexes™ are pending trademarks of Van Eck Associates Corporation. BlueStar®, BlueStar Indexes®, BIGI® and BIGITech® are trademarks of MarketVector Indexes GmbH. You require a licence to launch any product whose performance is linked to the value of a particular MarketVector™ Index and for all use of the MarketVector™ name or name of the MarketVector™ Index in the marketing of the product.