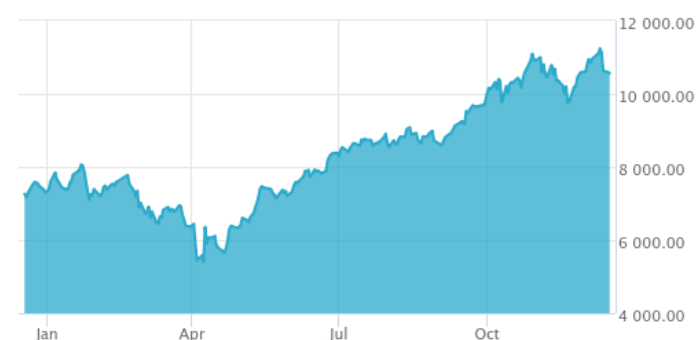


## MVIS® US Listed Semiconductor 25 Index

The MVIS® US Listed Semiconductor 25 Index (MVSMH) tracks the performance of the 25 largest and most liquid US exchange-listed companies in the semiconductor industry. This is a modified market cap-weighted index, and only includes companies that generate at least 50% of their revenue from semiconductors or semiconductor equipment.

### Key Features



Index 15,260.30/230.72 15,260.30/7,315.73

#### Size and Liquidity Requirements

Full MCap of at least 150 mln USD. Three month average-daily-trading volume of at least 1 mln USD at a review and also at the previous two reviews. At least 250,000 shares traded per month over the last six months at a review and also at the previous two reviews.

#### Pure-Play

Companies have to generate at least 50% revenues from semiconductors.

#### Diversification

Company weightings are capped at 20%.

#### Review

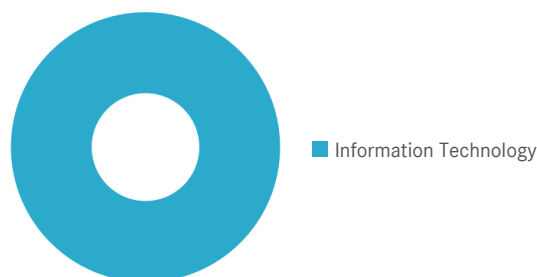
Semi-annually in March and September with quarterly rebalances.

### Index Data

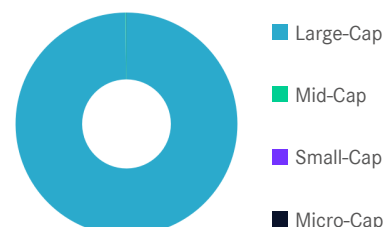
INDEX PARAMETERS				FUNDAMENTALS*		ANNUALISED PERFORMANCE*	
Launch Date	12 Aug 2011	Components	25	Price/Earnings Trailing	45.79	1 Month	2.03%
Type	Sector	Volatility (250 days)	38.32	Price/Book	7.59	1 Year	39.84%
Currency	USD	Full MCap bn USD	10,156.75	Price/Sales	11.10	3 Years	50.18%
Base Date	29 Sep 2000	Float MCap bn USD	8,325.68	Price/Cash Flow	36.95	5 Years	27.49%
Base Value	1,000.00	Correlation* (250 days)	0.96	Dividend Yield	0.61	Since Inception	11.14%
* MSCI ACWI Semiconductors				* as of 30 Nov 2025		* Total Return Net Index	

### Sector Weightings

Sector	Count	Weight
Information Technology	25	100.00%



## Country and Size Weightings



Size	Count	Weight
Large-Cap ( > 6 bn)	24	99.86%
Mid-Cap (1.5 bn - 6 bn)	1	0.14%
Small-Cap (0.2 bn - 1.5 bn)	0	0.00%
Micro-Cap (0.0 bn - 0.2 bn)	0	0.00%

Top Components by Weight	Country	Weight	Best Performing Components	YTD	1 Day
NVIDIA CORP	US	17.07%	SYNOPSYS INC	-4.54%	1.91%
TAIWAN SEMICONDUCTOR-SP ADR	TW	9.38%	NVIDIA CORP	32.38%	0.81%
BROADCOM INC	US	7.86%	ADVANCED MICRO DEVICES	73.17%	0.77%
MICRON TECHNOLOGY INC	US	6.36%	BROADCOM INC	48.28%	0.44%
APPLIED MATERIALS INC	US	6.07%	CADENCE DESIGN SYSTEMS INC	6.35%	0.35%
LAM RESEARCH CORP	US	5.83%			
ASML HOLDING NV-NY REG SHS	NL	5.78%			
ADVANCED MICRO DEVICES	US	5.58%	Worst Performing Components	YTD	1 Day
INTEL CORP	US	5.44%	MICRON TECHNOLOGY INC	177.07%	-2.10%
KLA CORP	US	4.98%	STMICROELECTRONICS NV-NY SHS	5.07%	-1.97%
ANALOG DEVICES INC	US	4.28%	MICROCHIP TECHNOLOGY INC	18.49%	-1.91%
QUALCOMM INC	US	4.25%	QUALCOMM INC	17.21%	-1.75%
Subtotal		82.86%	QORVO INC	23.80%	-1.29%

	Symbol	ISIN	WKN	Sedol	Bloomberg	Reuters	Telekurs
Price Return	MVSMH	DE000SLA0LW4	SLA0LW	B6RXJ95	MVSMH	.MVSMH	13624471
Total Return Net	MVSMHTR	DE000SLA1LB6	SLA1LB	B6S1JW1	MVSMHTR	.MVSMHTR	13624472
Total Return Gross	MVSMHTRG	DE000SLA1CK6	SLA1CK	B990N82	MVSMHTRG	.MVSMHTRG	20729422

## MVIS® US Listed Semiconductor 25 Index

---

For further information visit [www.marketvector.com](http://www.marketvector.com)

Nothing on this factsheet shall be considered a solicitation to buy or an offer to sell a security, or any other product or service, to any person in any jurisdiction where such offer, solicitation, purchase or sale would be unlawful under the laws of such jurisdiction. Neither MarketVector Indexes GmbH nor any of its licensors makes any warranties or representations, express or implied, to the user with respect to any of the data contained herein. The data is provided for informational purposes only, and the Company shall not be responsible or liable for the accuracy, usefulness or availability of any information transmitted or made available through it. The MarketVector™ family of indexes (MarketVector™, Bluestar®, MVIS®) is protected through various intellectual property rights and unfair competition and misappropriation laws. MVIS® is a registered trademark of Van Eck Associates Corporation that has been licensed to MarketVector Indexes GmbH. MarketVector™ and MarketVector Indexes™ are pending trademarks of Van Eck Associates Corporation. BlueStar®, BlueStar Indexes®, BIGI® and BIGITech® are trademarks of MarketVector Indexes GmbH. You require a licence to launch any product whose performance is linked to the value of a particular MarketVector™ Index and for all use of the MarketVector™ name or name of the MarketVector™ Index in the marketing of the product.