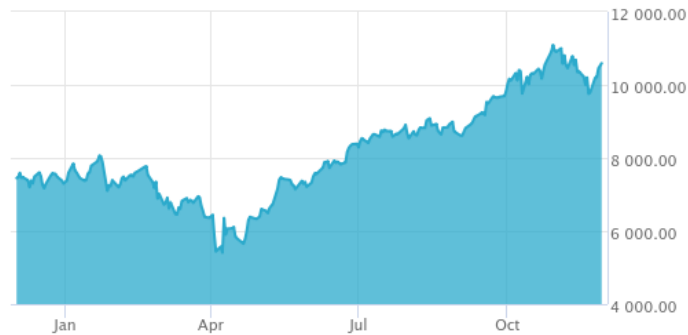


MVIS® US Listed Semiconductor 25 Index

The MVIS® US Listed Semiconductor 25 Index (MVS MH) tracks the performance of the 25 largest and most liquid US exchange-listed companies in the semiconductor industry. This is a modified market cap-weighted index, and only includes companies that generate at least 50% of their revenue from semiconductors or semiconductor equipment.

Key Features



Index 15,043.92/230.72 15,043.92/7,315.73

Size and Liquidity Requirements

Full MCap of at least 150 mln USD. Three month average-daily-trading volume of at least 1 mln USD at a review and also at the previous two reviews. At least 250,000 shares traded per month over the last six months at a review and also at the previous two reviews.

Pure-Play

Companies have to generate at least 50% revenues from semiconductors.

Diversification

Company weightings are capped at 20%.

Review

Semi-annually in March and September with quarterly rebalances.

Index Data

INDEX PARAMETERS

Launch Date	12 Aug 2011	Components	25
Type	Sector	Volatility (250 days)	38.38
Currency	USD	Full MCap bn USD	10,407.32
Base Date	29 Sep 2000	Float MCap bn USD	8,510.85
Base Value	1,000.00	Correlation* (250 days)	0.96

* MSCI ACWI Semiconductors

FUNDAMENTALS*

Price/Earnings Trailing	40.22
Price/Book	6.84
Price/Sales	9.99
Price/Cash Flow	33.24
Dividend Yield	0.67

* as of 31 Oct 2025

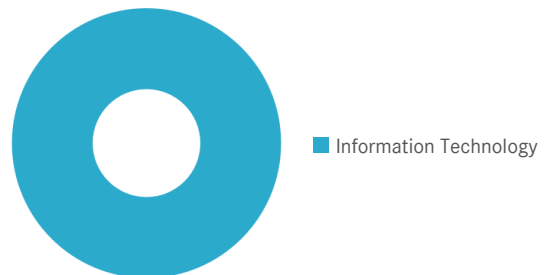
ANNUALISED PERFORMANCE*

1 Month	-2.91%
1 Year	48.98%
3 Years	49.70%
5 Years	28.93%
Since Inception	11.17%

* Total Return Net Index

Sector Weightings

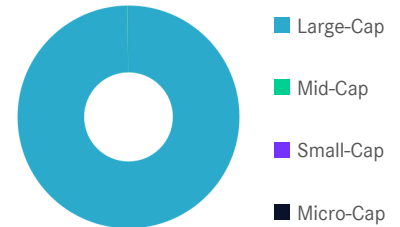
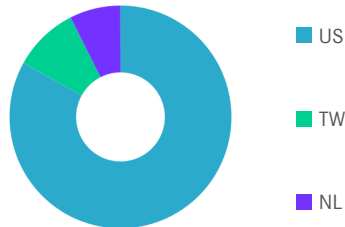
Sector	Count	Weight
Information Technology	25	100.00%



MVIS® US Listed Semiconductor 25 Index

Country and Size Weightings

Country	Count	Weight
United States	21	83.05%
Taiwan	1	9.51%
Netherlands	3	7.44%



Size	Count	Weight
Large-Cap (> 6 bn)	24	99.85%
Mid-Cap (1.5 bn - 6 bn)	1	0.15%
Small-Cap (0.2 bn - 1.5 bn)	0	0.00%
Micro-Cap (0.0 bn - 0.2 bn)	0	0.00%

Index Components

Top Components by Weight	Country	Weight	Best Performing Components	YTD	1 Day
NVIDIA CORP	US	16.96%	INTEL CORP	102.29%	10.19%
TAIWAN SEMICONDUCTOR-SP ADR	TW	9.51%	ANALOG DEVICES INC	26.51%	2.88%
BROADCOM INC	US	9.26%	MICRON TECHNOLOGY INC	181.80%	2.70%
MICRON TECHNOLOGY INC	US	6.46%	SYNOPSYS INC	-13.88%	2.03%
INTEL CORP	US	5.90%	MICROCHIP TECHNOLOGY INC	-3.67%	1.92%
APPLIED MATERIALS INC	US	5.90%			
ADVANCED MICRO DEVICES	US	5.79%			
ASML HOLDING NV-NY REG SHS	NL	5.68%	Worst Performing Components	YTD	1 Day
LAM RESEARCH CORP	US	5.55%	NVIDIA CORP	31.83%	-1.81%
KLA CORP	US	4.77%	QORVO INC	22.82%	0.32%
ANALOG DEVICES INC	US	4.07%	MONOLITHIC POWER SYSTEMS INC	57.89%	0.35%
QUALCOMM INC	US	4.04%	TAIWAN SEMICONDUCTOR-SP ADR	48.86%	0.53%
Subtotal		83.88%	LAM RESEARCH CORP	117.58%	0.55%

Symbols

	Symbol	ISIN	WKN	Sedol	Bloomberg	Reuters	Telekurs
Price Return	MVSMH	DE000SLA0LW4	SLA0LW	B6RXJ95	MVSMH	.MVSMH	13624471
Total Return Net	MVSMHTR	DE000SLA1LB6	SLA1LB	B6S1JW1	MVSMHTR	.MVSMHTR	13624472
Total Return Gross	MVSMHTRG	DE000SLA1CK6	SLA1CK	B990N82	MVSMHTRG	.MVSMHTRG	20729422

MVIS® US Listed Semiconductor 25 Index

For further information visit www.marketvector.com

Nothing on this factsheet shall be considered a solicitation to buy or an offer to sell a security, or any other product or service, to any person in any jurisdiction where such offer, solicitation, purchase or sale would be unlawful under the laws of such jurisdiction. Neither MarketVector Indexes GmbH nor any of its licensors makes any warranties or representations, express or implied, to the user with respect to any of the data contained herein. The data is provided for informational purposes only, and the Company shall not be responsible or liable for the accuracy, usefulness or availability of any information transmitted or made available through it. The MarketVector™ family of indexes (MarketVector™, Bluestar®, MVIS®) is protected through various intellectual property rights and unfair competition and misappropriation laws. MVIS® is a registered trademark of Van Eck Associates Corporation that has been licensed to MarketVector Indexes GmbH. MarketVector™ and MarketVector Indexes™ are pending trademarks of Van Eck Associates Corporation. BlueStar®, BlueStar Indexes®, BIGI® and BIGITech® are trademarks of MarketVector Indexes GmbH. You require a licence to launch any product whose performance is linked to the value of a particular MarketVector™ Index and for all use of the MarketVector™ name or name of the MarketVector™ Index in the marketing of the product.