

## MVIS® Global Low Carbon Energy Index

The MVIS® Global Low Carbon Energy Index (MVSMOG) tracks the performance of the largest and most liquid companies in the global low carbon energy industry. This is a modified market cap-weighted index, and only includes companies that generate at least 50% of their revenue from renewable sources of energy, the development of related technologies, or sustainable building products that reduce energy consumption. MVSMOG covers at least 95% of the investable universe.

### Key Features



	All Time High/Low	52-Week High/Low
<b>Total Return Net Index</b>	3,991.37/871.06	2,661.26/1,917.75

#### Size and Liquidity Requirements

Full MCap of at least 150 mln USD. Three month average-daily-trading volume of at least 1 mln USD at a review and also at the previous two reviews. At least 250,000 shares traded per month over the last six months at a review and also at the previous two reviews.

#### Universe

Companies have to derive 50% of revenue or operating activity from the production of, or technology related to renewable energy or energy efficiency.

#### Diversification

Company weightings are capped at 8%.

#### Review

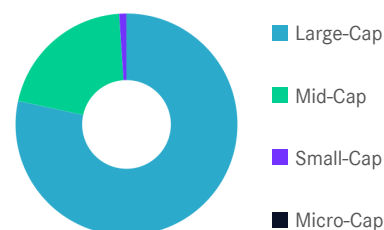
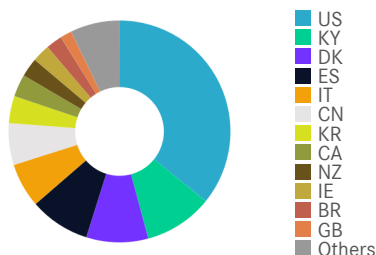
Quarterly.

### Index Data

INDEX PARAMETERS				FUNDAMENTALS*		ANNUALISED PERFORMANCE*	
Launch Date	23 Feb 2021	Components	67	Price/Earnings Trailing	67.91	1 Month	-0.91%
Type	Sector	Volatility (250 days)	20.06	Price/Book	2.22	1 Year	-16.04%
Currency	USD	Full MCap bn USD	1,285.22	Price/Sales	1.40	3 Years	-14.00%
Base Date	31 Dec 2015	Float MCap bn USD	922.01	Price/Cash Flow	8.98	5 Years	8.88%
Base Value	1,000.00	Correlation* (250 days)	0.87	Dividend Yield	1.86	7 Years	8.98%
* S&P Global Clean Energy				* as of 31 Mar 2024		* Total Return Net Index	

### Country and Size Weightings

Country	Count	Weight
United States	18	35.83%
Cayman Islands	7	9.99%
Denmark	3	9.01%
Spain	3	8.82%
Italy	2	6.46%
China	3	6.08%
South Korea	2	3.95%
Canada	7	3.26%
New Zealand	3	2.76%
Ireland	1	2.60%
Brazil	3	2.37%
United Kingdom	3	1.67%
Others	12	7.18%

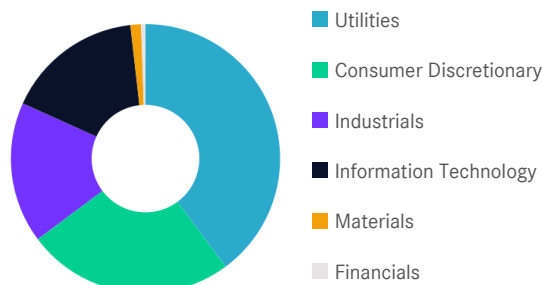


Size	Count	Weight
Large-Cap (> 6 bn)	26	78.42%
Mid-Cap (1.5 bn - 6 bn)	36	20.53%
Small-Cap (0.2 bn - 1.5 bn)	5	1.05%
Micro-Cap (0.0 bn - 0.2 bn)	0	0.00%

# MVIS® Global Low Carbon Energy Index

## Sector Weightings

Sector	Count	Weight
Utilities	27	39.86%
Consumer Discretionary	10	24.91%
Industrials	14	16.98%
Information Technology	13	16.47%
Materials	2	1.28%
Financials	1	0.51%



## Index Components

Top Components by Weight	Country	Weight	Best Performing Components	YTD	1 Day
NEXTERA ENERGY INC	US	9.31%	NEL ASA	-14.10%	14.27%
TESLA INC	US	7.92%	ENERGY ABSOLUTE PCL	-24.58%	10.16%
IBERDROLA SA	ES	7.08%	SUNRUN INC	-33.67%	9.60%
ENEL SPA	IT	6.11%	XPENG INC - ADR	-44.69%	9.35%
VESTAS WIND SYSTEMS A/S	DK	5.62%	JINKOSOLAR HOLDING CO-ADR	-30.70%	8.11%
BYD CO LTD	CN	5.30%			
LI AUTO INC	KY	4.56%			
SAMSUNG SDI CO LTD	KR	3.48%			
FIRST SOLAR INC	US	3.44%			
ENPHASE ENERGY INC	US	3.22%			
OWENS CORNING INC	US	2.87%			
ORSTED A/S	DK	2.71%			
<b>Subtotal</b>		61.62%			

Worst Performing Components	YTD	1 Day
ROCKWOOL A/S	13.64%	-2.69%
SAMSUNG SDI CO LTD	-17.23%	-2.25%
CHINA EVERBRIGHT ENVIRONMENT GROUP L	23.66%	-1.55%
KINGSPAN GROUP PLC	4.43%	-1.44%
ENEL SPA	-12.06%	-1.21%

## Symbols

	Symbol	ISIN	WKN	Sedol	Bloomberg	Reuters	Telekurs
<b>Price Index</b>	MVSMOG	DE000SL0CSY2	SL0CSY	BM8QRP7	MVSMOG	.MVSMOG	110099625
<b>Total Return Net</b>	MVSMOGTR	DE000SL0CSZ9	SL0CSZ	BM8QRQ8	MVSMOGTR	.MVSMOGTR	110099628
<b>Total Return Gross</b>	-	-	-	-	-	-	-

For further information visit [www.marketvector.com](http://www.marketvector.com)

Nothing on this factsheet shall be considered a solicitation to buy or an offer to sell a security, or any other product or service, to any person in any jurisdiction where such offer, solicitation, purchase or sale would be unlawful under the laws of such jurisdiction. Neither MarketVector Indexes GmbH nor any of its licensors makes any warranties or representations, express or implied, to the user with respect to any of the data contained herein. The data is provided for informational purposes only, and the Company shall not be responsible or liable for the accuracy, usefulness or availability of any information transmitted or made available through it. The MarketVector™ family of indexes (MarketVector™, BlueStar®, MVIS®) is protected through various intellectual property rights and unfair competition and misappropriation laws. MVIS® is a registered trademark of Van Eck Associates Corporation that has been licensed to MarketVector Indexes GmbH. MarketVector™ and MarketVector Indexes™ are pending trademarks of Van Eck Associates Corporation. BlueStar®, BlueStar Indexes®, BIGI® and BIGITech® are trademarks of MarketVector Indexes GmbH. You require a licence to launch any product whose performance is linked to the value of a particular MarketVector™ Index and for all use of the MarketVector™ name or name of the MarketVector™ Index in the marketing of the product.