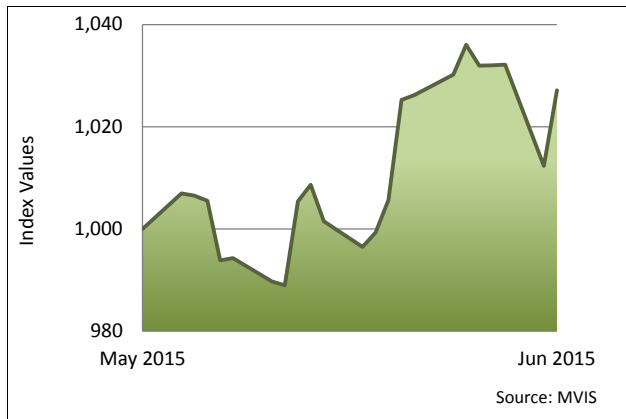


MARKET VECTORS INDEX SOLUTIONS ANNOUNCES BEST PERFORMING MARKET VECTORS INDICES IN JUNE

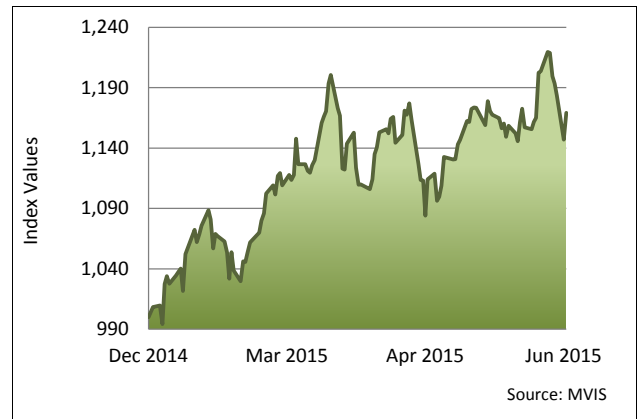
Frankfurt (1 July 2015) – Market Vectors Index Solutions (MVIS) today announced the top performing Market Vectors Indices during June 2015 for the following index categories: MV Hard Assets/Sector Indices, MV Country Indices, MV Australia Indices, MV Long/Short Equity Indices, MV Bond Indices and MV GDP Indices.

Market Vectors Hard Assets and Sector Indices

MV Global Oil Refiners Index (MVCRAKTR)
Month-To-Date Performance: 2.72%



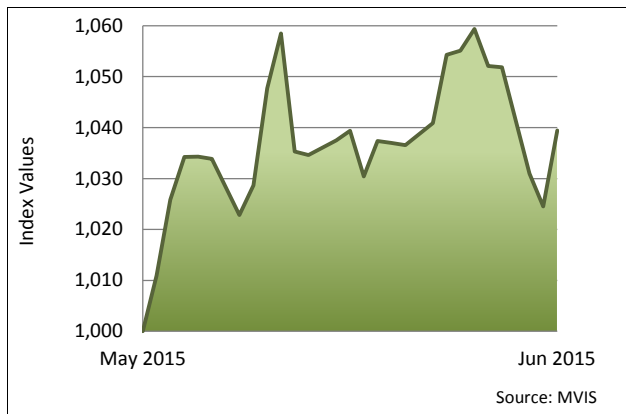
MV US Listed Biotech 25 Index (MVBHTR)
Year-To-Date Performance: 16.93%



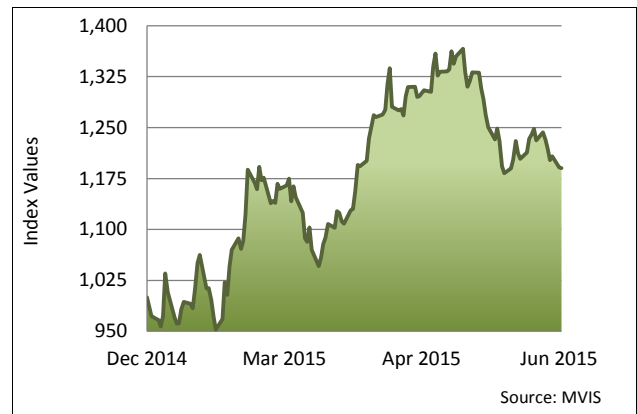
The Index is licensed.

Market Vectors Country Indices

MV United Arab Emirates Index (MVARETR)
Month-To-Date Performance: 3.95%



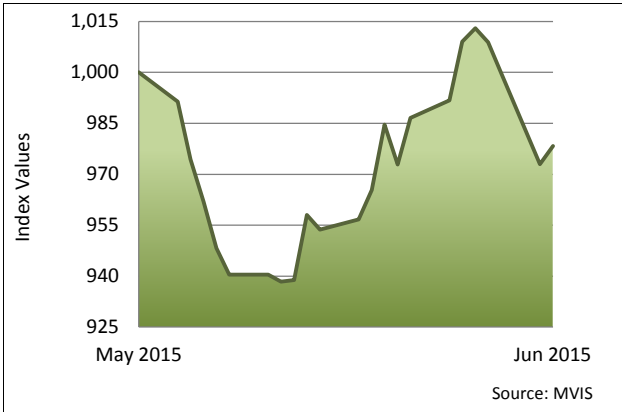
MV Russia Index (MVRXTR)
Year-To-Date Performance: 19.02%



The Index is licensed.

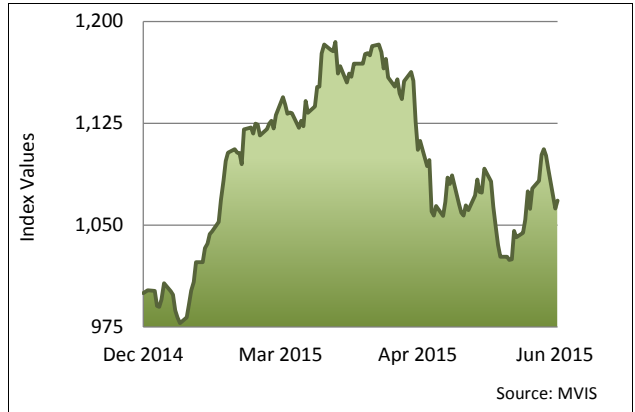
Market Vectors Australia Indices

MV AU Banks Index (AUD) (MVMVBTR)
Month-To-Date Performance: -2.17%



The Index is licensed.

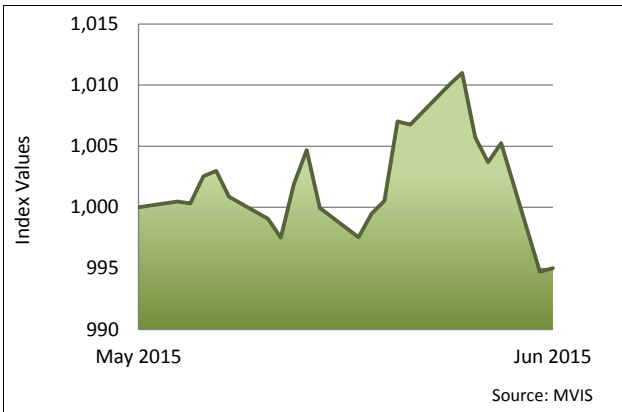
MV AU Banks Index (AUD) (MVMVBTR)
Year-To-Date Performance: 6.81%



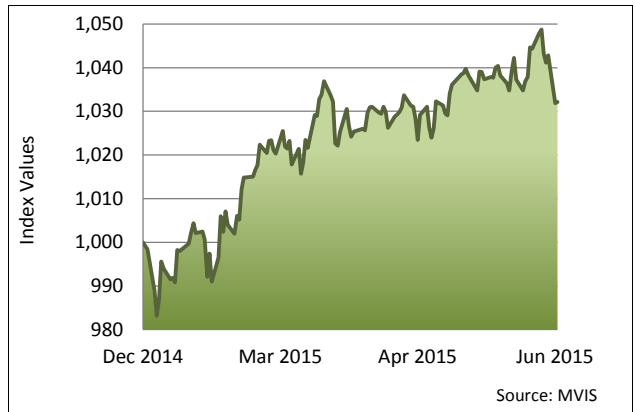
The Index is licensed.

Market Vectors Long/Short Equity Indices

MV Western Europe L/S Equity Index (MVLSWETR)
Month-To-Date Performance: -0.50%

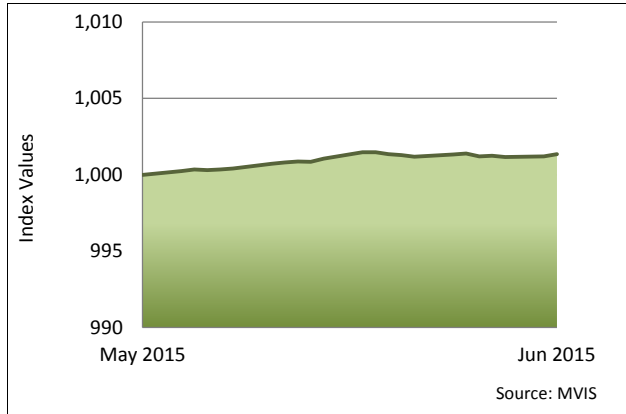


MV Western Europe L/S Equity Index (MVLSWETR)
Year-To-Date Performance: 3.22%



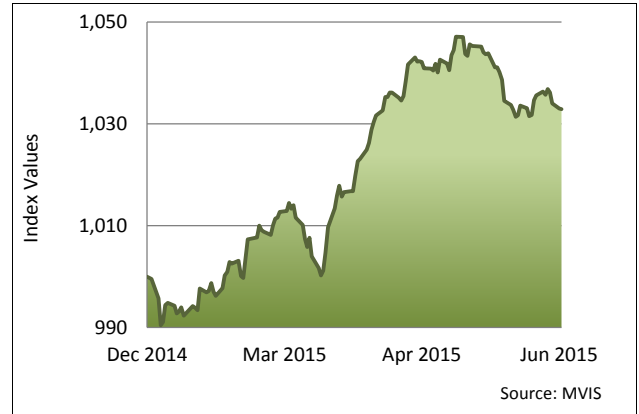
Market Vectors Bond Indices

MV US Investment Grade Floating Rate Index (MVFLTR)
Month-To-Date Performance: 0.14%



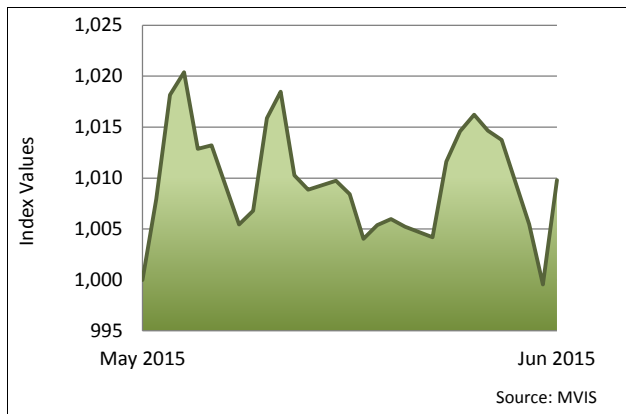
The Index is licensed.

MV EM Corporate Bond Index (USD&EUR) (MVEMCD)
Year-To-Date Performance: 3.29%



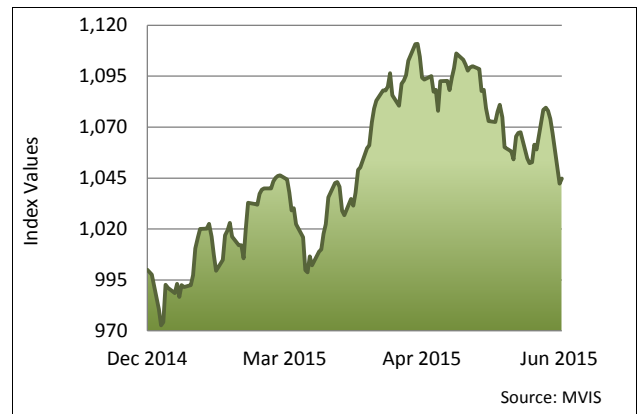
Market Vectors GDP Indices

MV GDP GCC Index (MVMESTR)
Month-To-Date Performance: 0.98%



The Index is licensed.

MV GDP World ex US Index (MVGDPITR)
Year-To-Date Performance: 4.49%



All index values are rebased to 1000.

Market Vectors Indices are licensed to underlie financial products. Detailed information can be found under [licensing on marketvectorsindices.com](http://marketvectorsindices.com).

###

Contact

Lars Hamich (CEO), Market Vectors Index Solutions
+49 (0)69 4056 695 10
lars.hamich@mindices.com

Bettina Hessler, Market Vectors Index Solutions
+49 (0)69 4056 695 22
bettina.hessler@mindices.com

Note to Editors

About Market Vectors Index Solutions (MVIS)

Market Vectors Index Solutions develops, monitors, and licenses the Market Vectors Indices. The indices are a selection of focused, investable and diversified benchmark indices that are licensed to underlie financial products. They cover several asset classes, including hard assets and international equity markets as well as fixed income markets.

Approximately USD 10.5 billion in assets under management are currently invested in financial products based on Market Vectors Indices. MVIS is a wholly owned subsidiary of Van Eck Associates Corporation.