

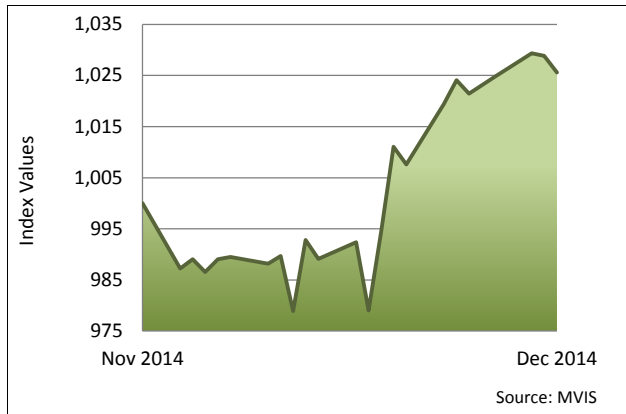
MARKET VECTORS INDEX SOLUTIONS ANNOUNCES BEST PERFORMING MARKET VECTORS INDICES IN DECEMBER

Frankfurt (2 January 2015) – Market Vectors Index Solutions (MVIS) today announced the top performing Market Vectors Indices during December 2014 for the following index categories: MV Hard Assets/Sector Indices, MV Country Indices, MV Australia Indices, MV Long/Short Equity Indices, MV Bond Indices and MV GDP Indices.

Market Vectors Hard Assets and Sector Indices

MV US Listed Retail 25 Index (MVRTHTR)

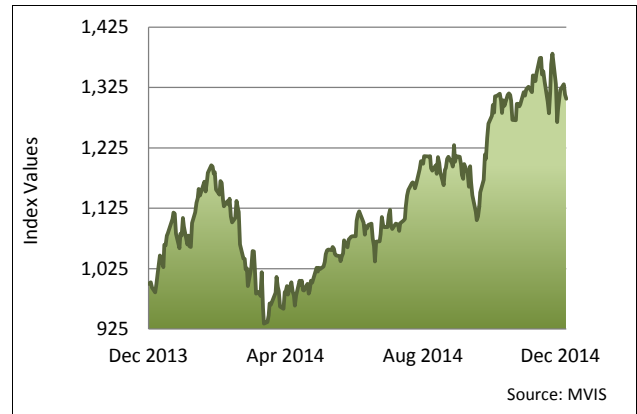
Month-To-Date Performance: 2.56%



The Index is licensed.

MV US Listed Biotech 25 Index (MVBHTR)

Year-To-Date Performance: 30.66%

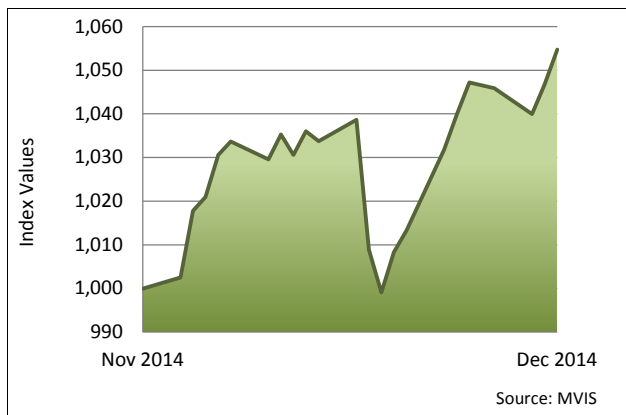


The Index is licensed.

Market Vectors Country Indices

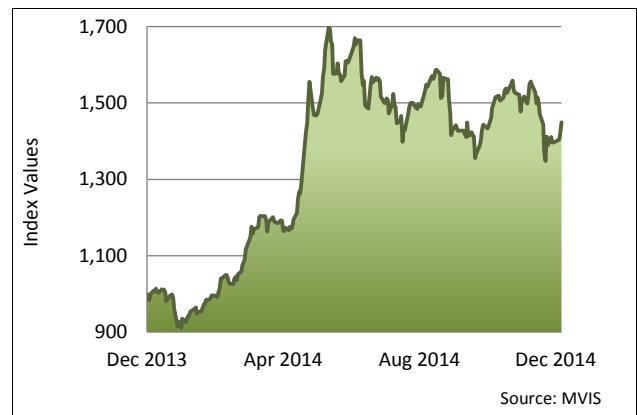
MV Pakistan Index (MVPAKTR)

Month-To-Date Performance: 5.48%



MV India Small-Cap Index (MVSCIFTR)

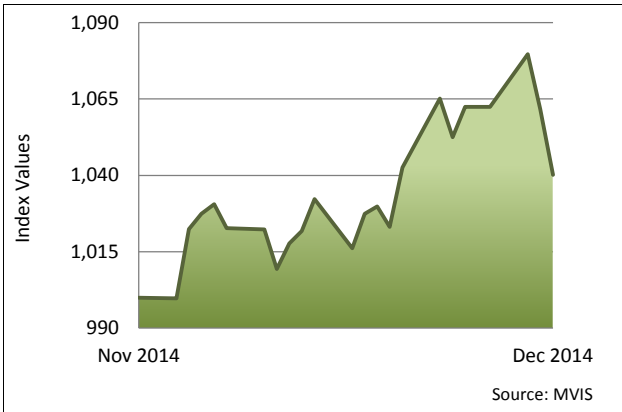
Year-To-Date Performance: 44.92%



The Index is licensed.

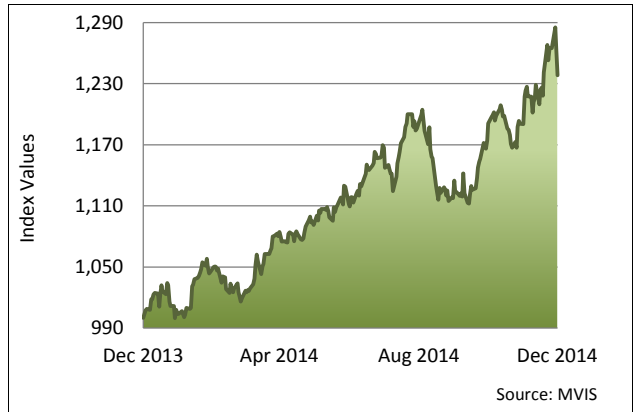
Market Vectors Australia Indices

MV Australia A-REITs Index (MVMVATR)
Month-To-Date Performance: 4.02%



The Index is licensed.

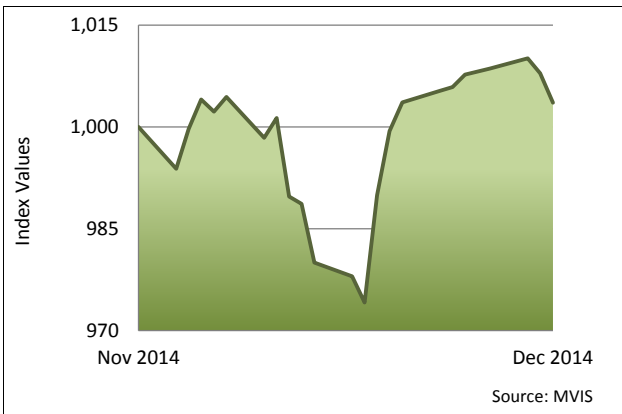
MV Australia A-REITs Index (MVMVATR)
Year-To-Date Performance: 23.84%



The Index is licensed.

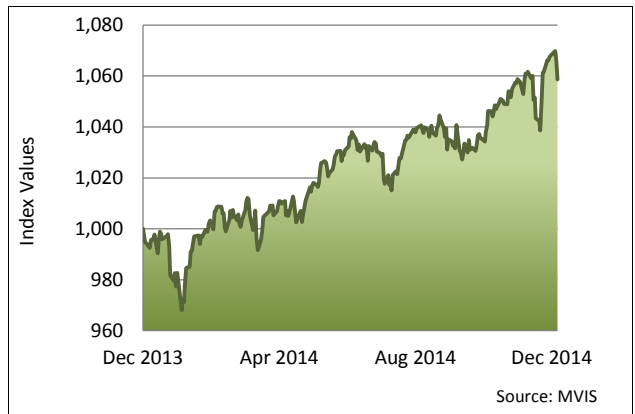
Market Vectors Long/Short Equity Indices

MV North America L/S Equity Index (MVLSNATR)
Month-To-Date Performance: 0.36%



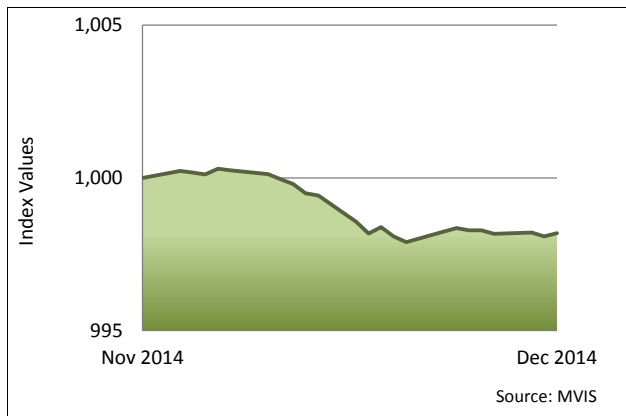
The Index is licensed.

MV Global Long/Short Equity Index (MVLSGLTR)
Year-To-Date Performance: 5.87%



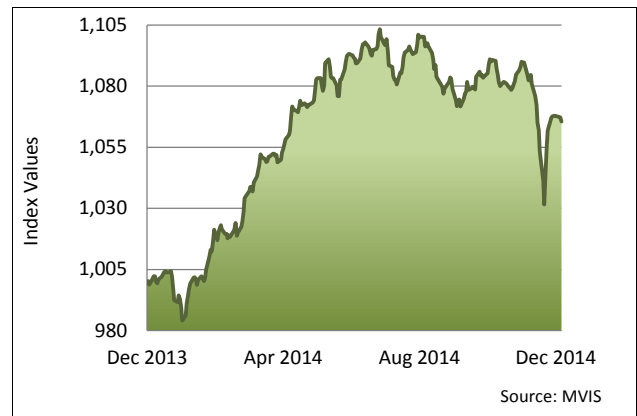
Market Vectors Bond Indices

MV US Inv. Grade Floating Rate Index (MVFLTR)
Month-To-Date Performance: -0.18%



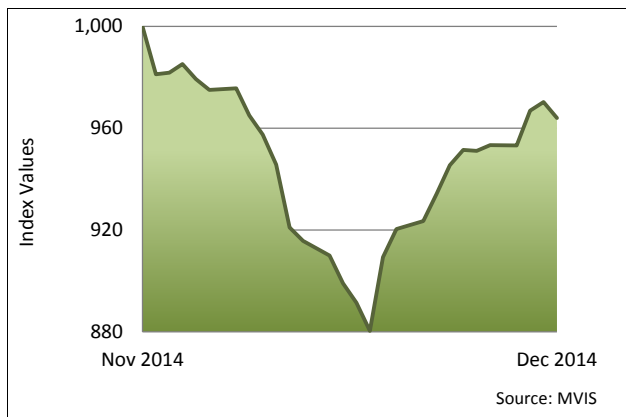
The Index is licensed.

MV EM Sovereign Bond Index (USD&EUR) (MVEMSD)
Year-To-Date Performance: 6.56%



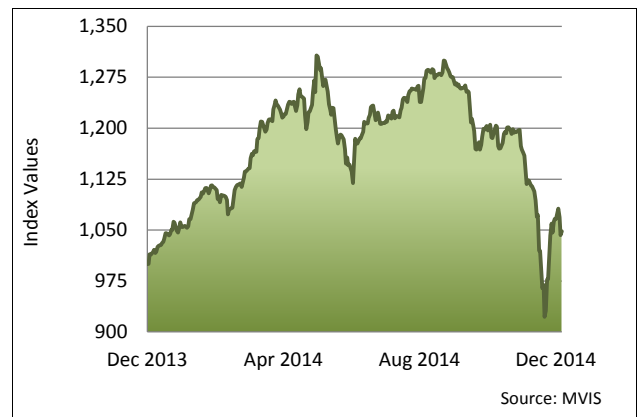
Market Vectors GDP Indices

MV GDP Africa Index (MVAFKTR)
Month-To-Date Performance: -3.60%



The Index is licensed.

MV GDP GCC Index (MVMESTR)
Year-To-Date Performance: 4.81%



The Index is licensed.

All index values are rebased to 1000.

Market Vectors Indices are licensed to underlie financial products. Detailed information can be found under www.marketvectorsindices.com/Licensing/LicensedProducts.

###

Contact

Lars Hamich (CEO), Market Vectors Index Solutions
+49 (0)69 4056 695 10
lars.hamich@mindices.com

Mike MacMillan, MacMillan Communications
+1 212 473 4442
mike@macmillancom.com

Note to Editors

About Market Vectors Index Solutions (MVIS)

Market Vectors Index Solutions develops, monitors, and licenses the Market Vectors Indices. The indices are a selection of focused, investable and diversified benchmark indices that are licensed to underlie financial products. They cover several asset classes, including hard assets and international equity markets as well as fixed income markets.

Approximately USD 11 billion in assets under management are currently invested in financial products based on Market Vectors Indices. MVIS is a wholly owned subsidiary of Van Eck Associates Corporation.