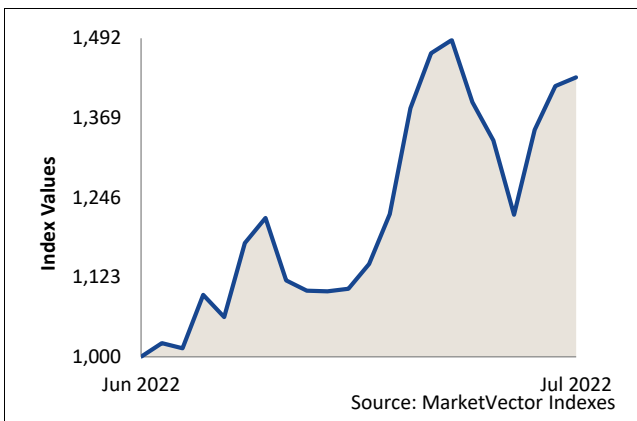


MARKETVECTOR INDEXES™ ANNOUNCES BEST PERFORMING INDEXES IN JULY 2022

Frankfurt (August 1, 2022) – MarketVector Indexes™ today announced the top performing MarketVector™ Indexes during July 2022 for the following index categories: Hard Assets/Sector/Thematic Indexes, Country Indexes, Australia Indexes, Bond Indexes and CryptoCompare Digital Assets Indexes.

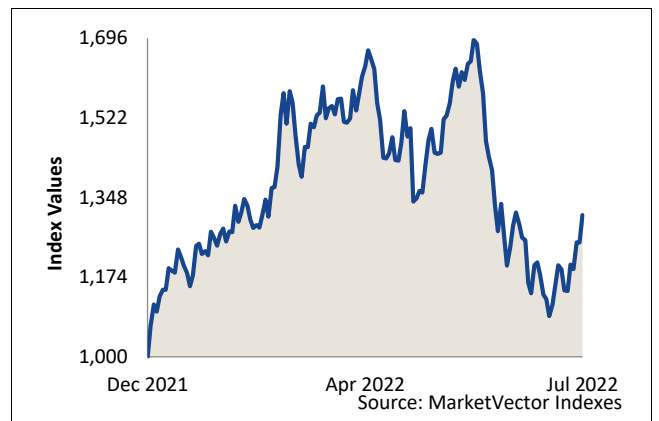
Hard Assets, Sector and Thematic Indexes

MVIS® Global Digital Assets Equity (MVDAPTR)
Month-To-Date Performance: 43.18%



The Index is licensed.

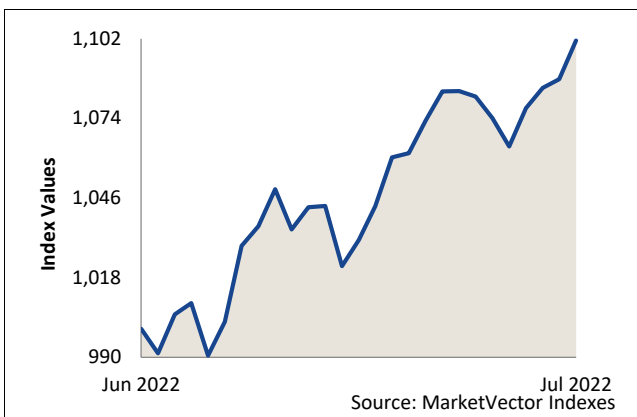
MVIS® US Listed Oil Services 25 (MVOIHTR)
Year-To-Date Performance: 30.99%



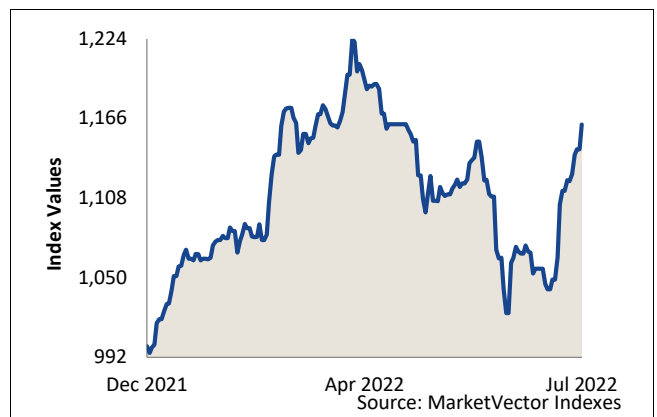
The Index is licensed.

Country Indexes

Solactive-BlueStar Israel Domestic Exposure (IDEINTR)
Month-To-Date Performance: 10.14%



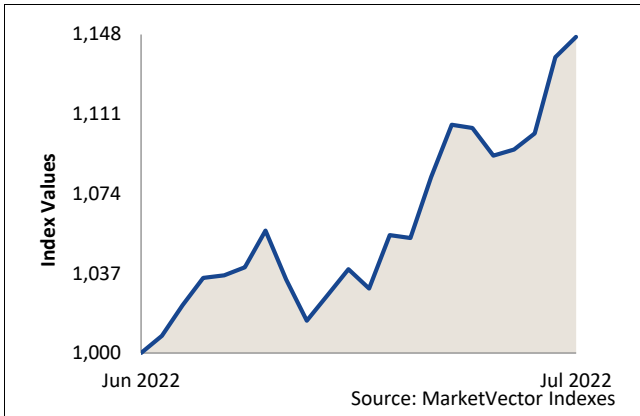
MVIS® Qatar (MVQATTR)
Year-To-Date Performance: 16.15%



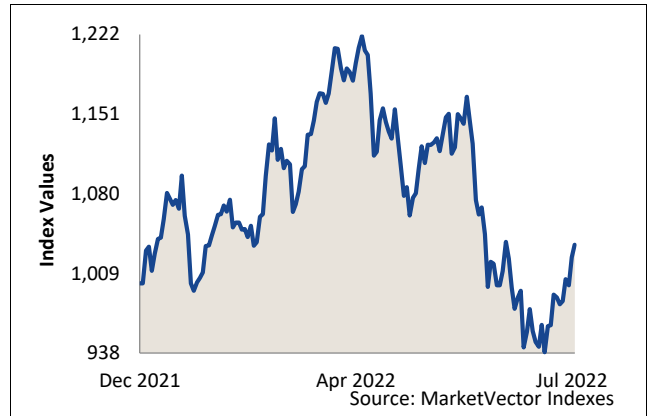
PRESS RELEASE

Australia Indexes

MVIS® Australia Small-Cap (AUD) (MVIDDTR)
Month-To-Date Performance: 14.69%



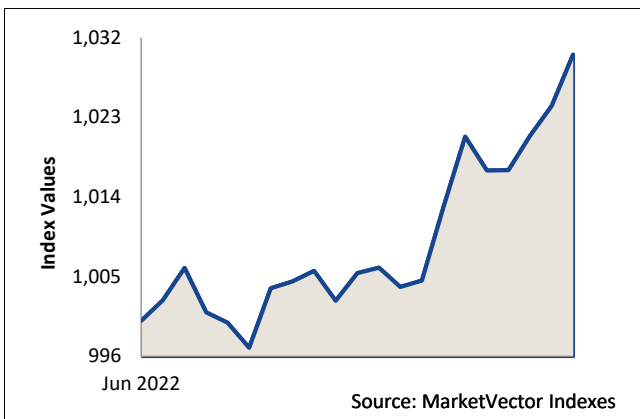
MVIS® Australia Resources (AUD) (MVMVRTR)
Year-To-Date Performance: 3.44%



The Index is licensed.

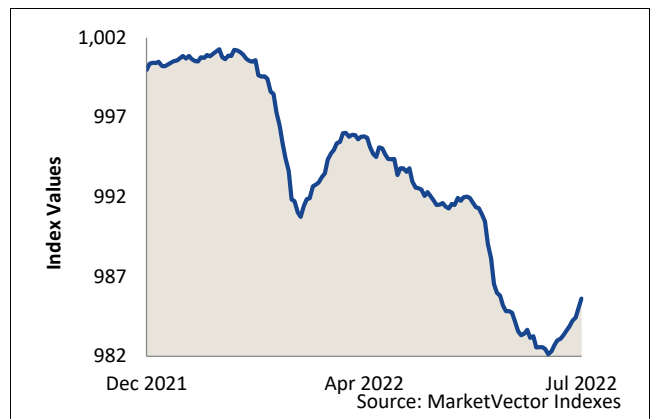
Bond Indexes

MVIS® Moody's Analytics US BBB Corporate Bond (MVBI)
Month-To-Date Performance: 3.01%



The Index is licensed.

MVIS® US Investment Grade Floating Rate (MVFLTR)
Year-To-Date Performance: -1.44%

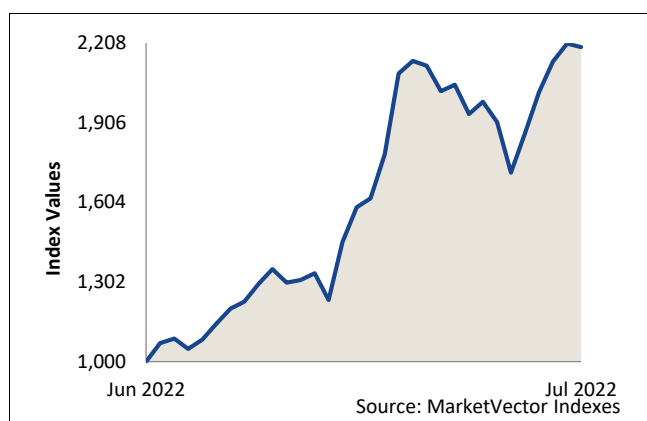


The Index is licensed.

PRESS RELEASE

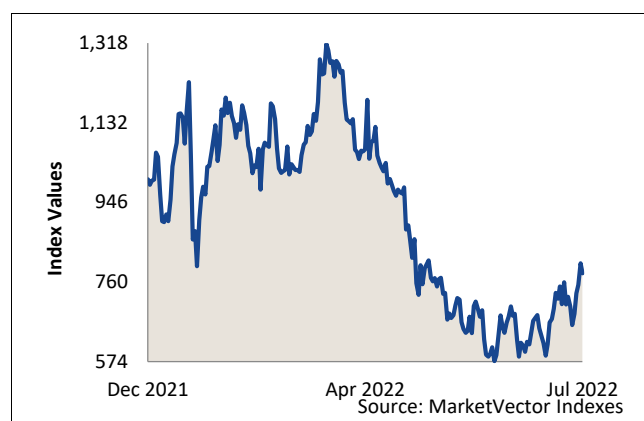
CryptoCompare Digital Assets Indexes

MVIS® CC Polygon VWAP Close (MVMATICV)
Month-To-Date Performance: 119.24%



The Index is licensed.
 All index values are rebased to 1,000. Data as of July 31, 2022.

MVIS® CryptoCompare FTX Token VWAP Close (MVFTTV)
Year-To-Date Performance: -22.00%



The Index is licensed.

MarketVector™ Indexes are licensed to underlie financial products. Detailed information can be found under [licensing](#) on our website.

Media Contact

Eunjeong Kang, MarketVector Indexes™
 +49 (0)69 4056 695 38
media-enquiries@marketvector.com

About MarketVector Indexes™ - www.marketvector.com

MarketVector Indexes GmbH develops, monitors and markets the MarketVector™ Indexes, a focused selection of pure-play and investable indexes. The introduction of MarketVector™ Indexes has expanded VanEck's successful brand from exchange-traded products to indexes, and the current portfolio of MarketVector Indexes™ reflects the company's in-depth expertise when it comes to emerging markets, hard assets, fixed income and special asset classes. Approximately USD 27.36 billion in assets under management are currently invested in financial products based on MarketVector™ Indexes. MarketVector Indexes™ is a VanEck® Company.