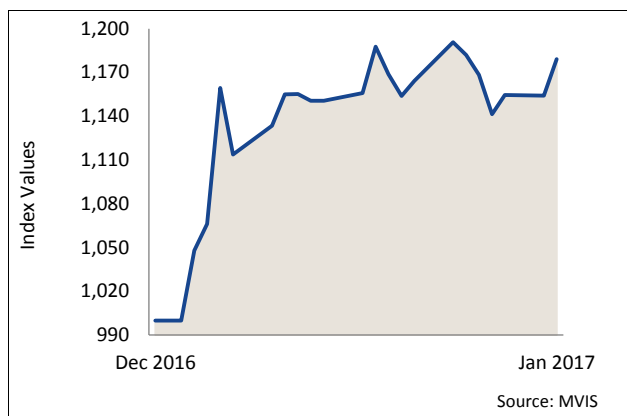


## MVIS ANNOUNCES BEST PERFORMING INDICES IN JANUARY 2017

Frankfurt (1 February 2017) – MV Index Solutions (MVIS) today announced the top two performing MVIS Indices during January 2017 for the following index categories: MVIS Hard Assets/Sector Indices, MVIS Country Indices, MVIS Australia Indices, MVIS Long/Short Equity Indices and MVIS Bond Indices.

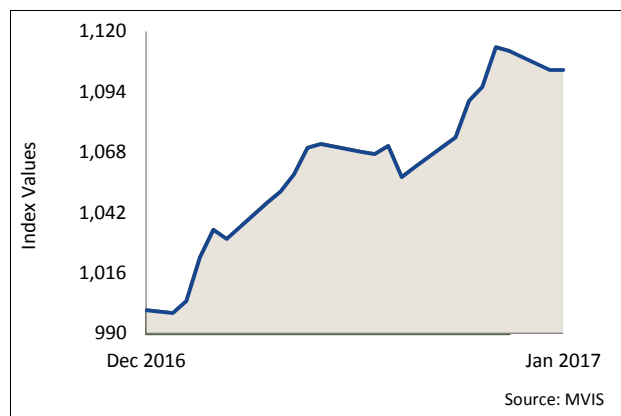
### MVIS Hard Assets and Sector Indices

**MVIS Global Junior Gold Miners Index (MVGDXJTR)**  
Month-To-Date/Year-To-Date Performance: 17.90%



The Index is licensed.

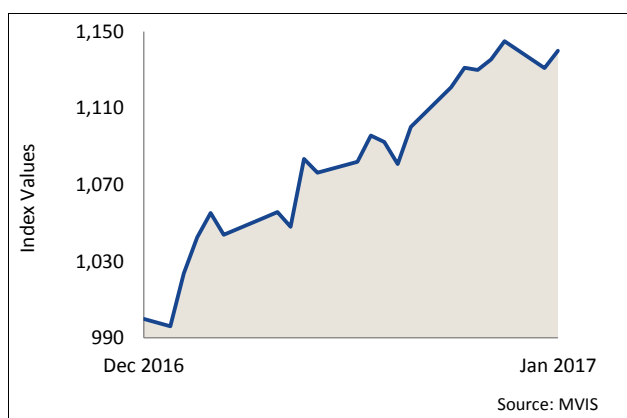
**MVIS Global Rare Earth Index (MVREMXTTR)**  
Month-To-Date/Year-To-Date Performance: 10.33%



The Index is licensed.

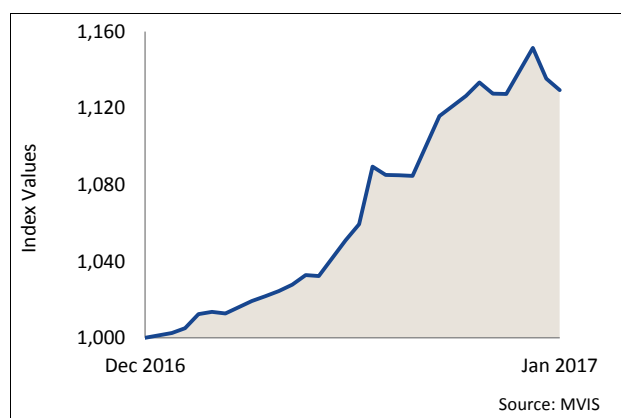
### MVIS Country Indices

**MVIS Brazil Small-Cap Index (MVBRFTR)**  
Month-To-Date/Year-To-Date Performance: 13.99%



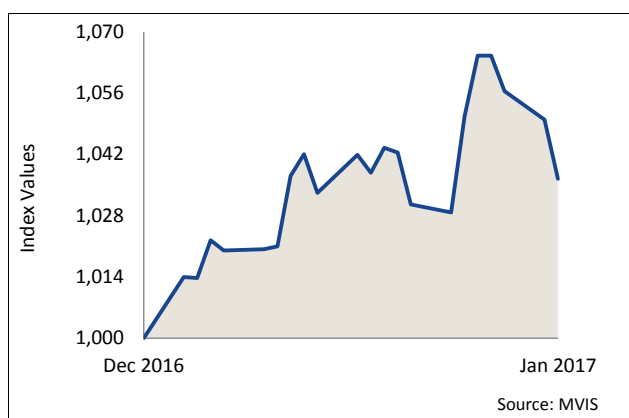
The Index is licensed.

**MVIS Kuwait Index (MVKUWTTR)**  
Month-To-Date/Year-To-Date Performance: 12.94%



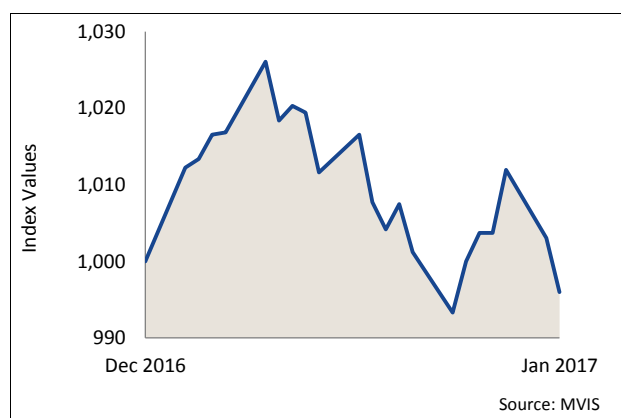
**MVIS Australia Indices**

**MVIS Australia Resources Index (AUD) (MVMVRTR)**  
Month-To-Date/Year-To-Date Performance: 3.64%



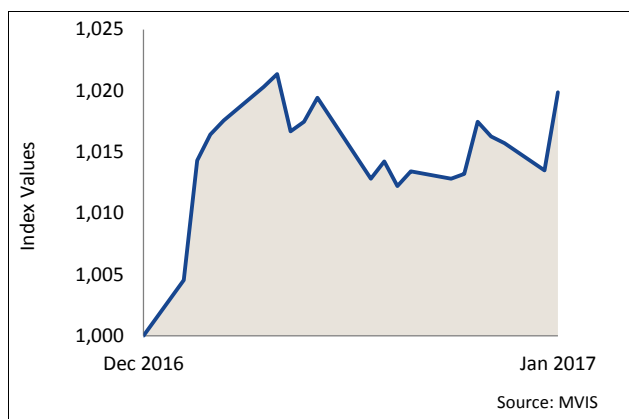
The Index is licensed.

**MVIS Australia Index (AUD) (MVAUSTR)**  
Month-To-Date/Year-To-Date Performance: -0.40%

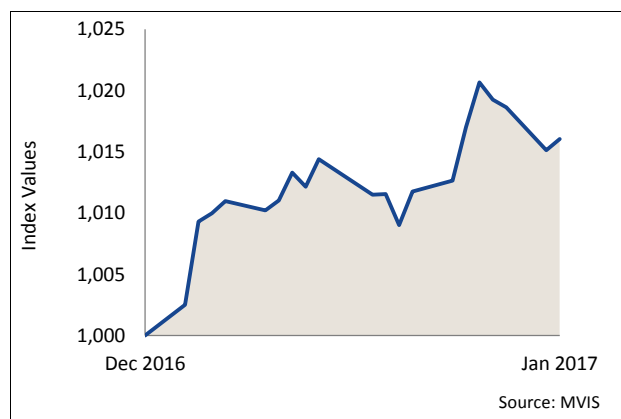


**MVIS Long/Short Equity Indices**

**MVIS Asia (Dev) Long/Short Equity Index (MVLSDATR)**  
Month-To-Date/Year-To-Date Performance: 1.99%

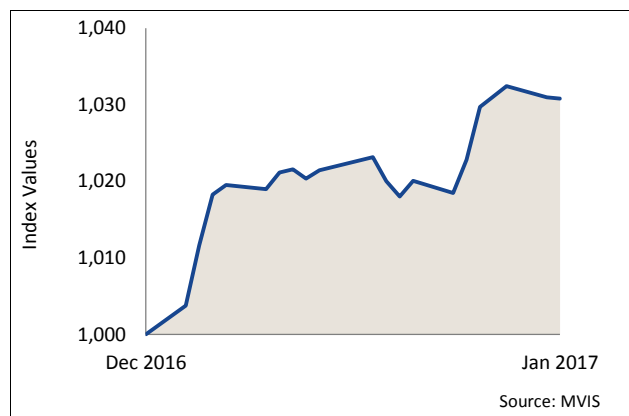


**MVIS EM Long/Short Equity Index (MVLSEMTR)**  
Month-To-Date/Year-To-Date Performance: 1.60%

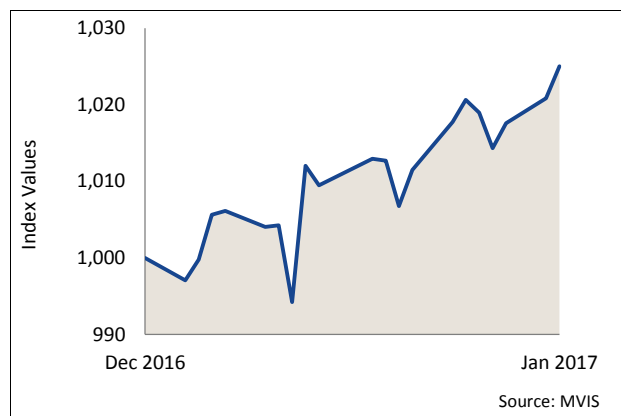


**MVIS Bond Indices**

**MVIS Altman N. Am. Distressed Bond Index (MVRCDI)**  
Month-To-Date/Year-To-Date Performance: 3.08%



**MVIS EM Sovereign Bond Index (Local FX) (MVEMSL)**  
Month-To-Date/Year-To-Date Performance: 2.50%



All index values are rebased to 1000. Data as of 31 January 2017.

MVIS Indices are licensed to underlie financial products. Detailed information can be found under [licensing](#) on our website.

###

**Contact**

Bettina Hessler, MV Index Solutions  
+49 (0)69 4056 695 22  
[bettina.hessler@mvis-indices.com](mailto:bettina.hessler@mvis-indices.com)

**Note to Editors:**

MV Index Solutions (MVIS) develops, monitors and licenses the MVIS Indices, a selection of focused, investable and diversified benchmark indices which are especially designed to underlie financial products. MVIS Indices cover several asset classes, including hard assets and international equity markets as well as fixed income markets. Approximately USD 14.5 billion in assets under management are currently invested in financial products based on MVIS Indices. MVIS is a VanEck company.