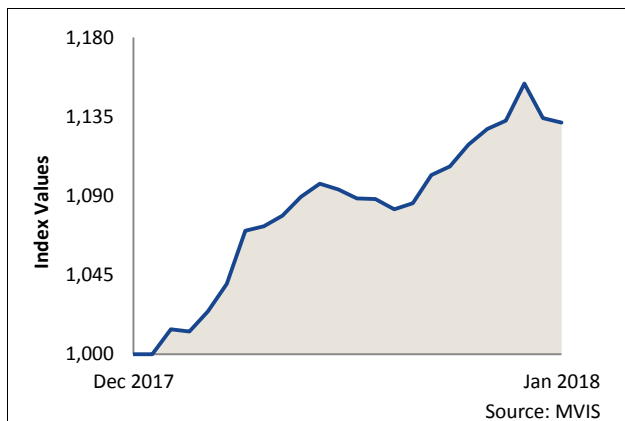


## MVIS ANNOUNCES BEST PERFORMING INDICES IN JANUARY 2018

Frankfurt (1 February 2018) – MV Index Solutions (MVIS) today announced the top two performing MVIS Indices during January 2018 for the following index categories: MVIS Hard Assets/Sector Indices, MVIS Country Indices, MVIS Australia Indices, MVIS Bond Indices and MVIS CryptoCompare Digital Assets Indices.

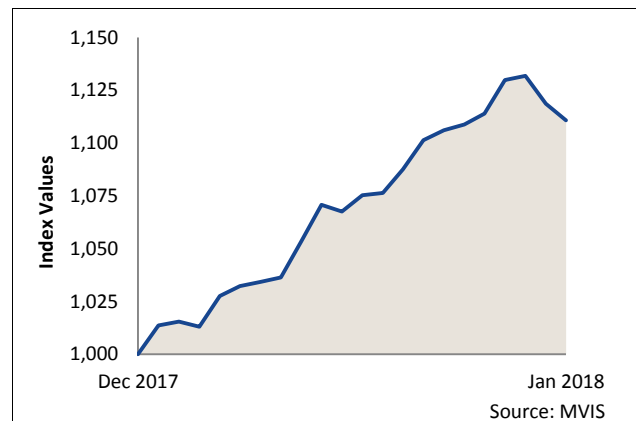
### MVIS Hard Assets and Sector Indices

**MVIS Global Coal Index (MVKOLTR)**  
**Month-To-Date Performance: 13.17%**



The Index is licensed.

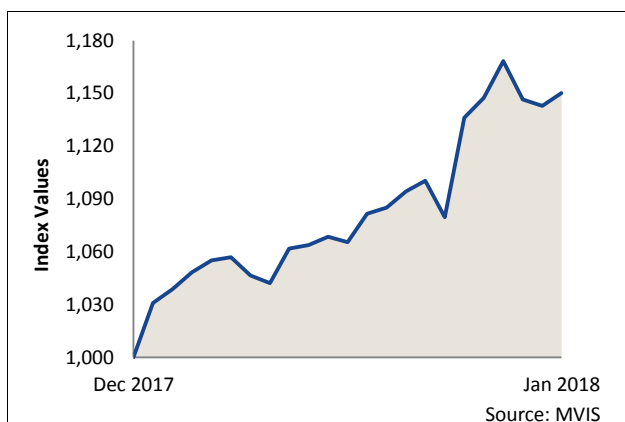
**MVIS US Listed Retail 25 Index (MVRTHTR)**  
**Month-To-Date Performance: 11.08%**



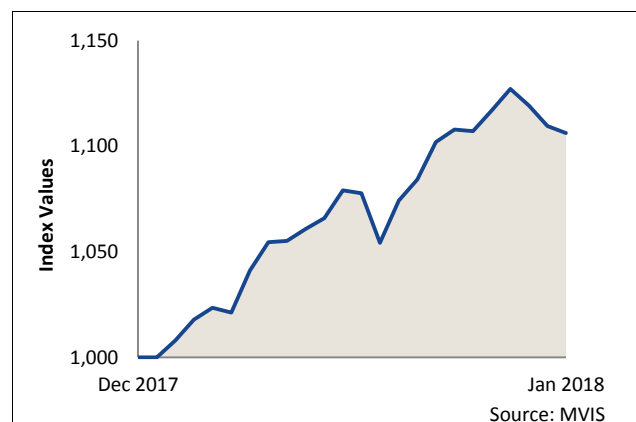
The Index is licensed.

### MVIS Country Indices

**MVIS Brazil Index (MVBRATR)**  
**Month-To-Date Performance: 15.01%**



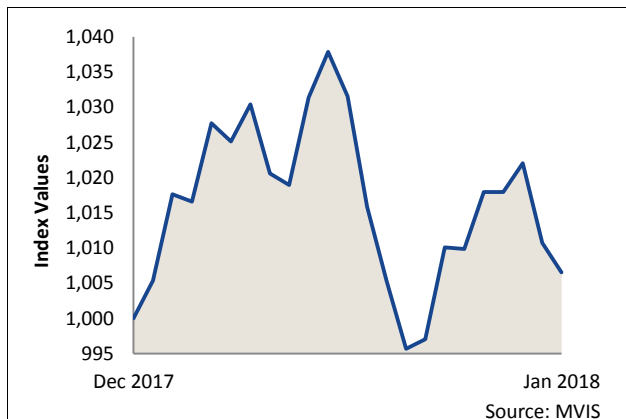
**MVIS Vietnam Index (MNVNMTR)**  
**Month-To-Date Performance: 10.63%**



The Index is licensed.

**MVIS Australia Indices**

**MVIS AU Resources Index (AUD) (MVMVRTR)**  
**Month-To-Date Performance: 0.65%**



The Index is licensed.

**MVIS Australia Index (AUD) (MVAUSTR)**  
**Month-To-Date Performance: -0.37%**



**MVIS Bond Indices**

**MVIS Altman N. Am. Distressed Bond Index (MVRCDI)**  
**Month-To-Date Performance: 6.23%**

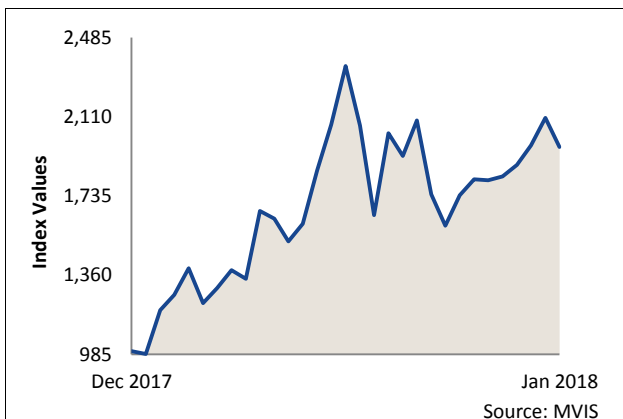


**MVIS EM Sovereign Bond Index (Local FX) (MVEMSL)**  
**Month-To-Date Performance: 4.79%**

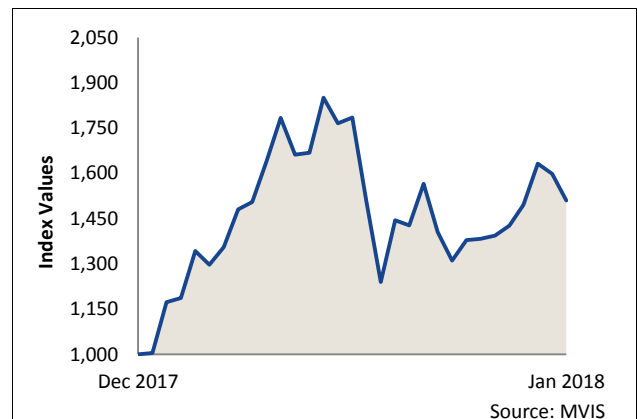


## MVIS CryptoCompare Digital Assets Indices

**MVIS CryptoCompare NEO Index (MVNEO)**  
**Month-To-Date Performance: 96.73%**



**MVIS CryptoCompare Ethereum Index (MVETH)**  
**Month-To-Date Performance: 51.04%**



All index values are rebased to 1000. Data as of 31 January 2018.

MVIS Indices are licensed to underlie financial products. Detailed information can be found under [licensing](#) on our website.

### Contact

Nibha Manandhar, MV Index Solutions  
 +49 (0)69 4056 695 22  
[media.europe@mvis-indices.com](mailto:media.europe@mvis-indices.com)

### Note to Editors:

MV Index Solutions (MVIS) develops, monitors and licenses the MVIS Indices, a selection of focused, investable and diversified benchmark indices which are especially designed to underlie financial products. MVIS Indices cover several asset classes, including hard assets and international equity markets as well as fixed income markets. Approximately USD 15.8 billion in assets under management are currently invested in financial products based on MVIS Indices. MVIS is a VanEck company.