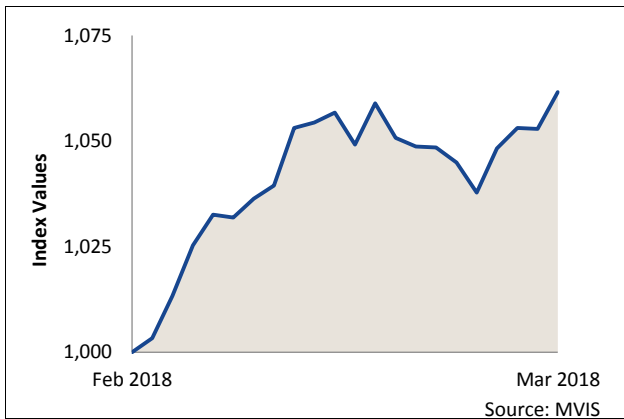


## MVIS® ANNOUNCES BEST PERFORMING INDICES MARCH 2018

Frankfurt (3 April 2018) – MV Index Solutions (MVIS®) today announced the top performing MVIS Indices during March 2018 for the following index categories: MVIS Hard Assets/Sector Indices, MVIS Country Indices, MVIS Australia Indices, MVIS Bond Indices and MVIS CryptoCompare Digital Assets Indices.

### MVIS Hard Assets and Sector Indices

**MVIS US Mortgage REITs Index (MVMORTTR)**  
**Month-To-Date Performance: 6.16%**



The Index is licensed.

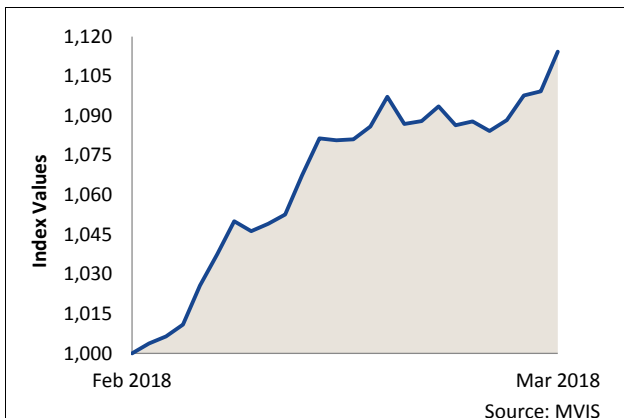
**MVIS US Listed Semiconductor 25 Index (MVSMTTR)**  
**Year-To-Date Performance: 6.69%**



The Index is licensed.

### MVIS Country Indices

**MVIS Egypt Index (MVEGPTTR)**  
**Month-To-Date Performance: 11.42%**



The Index is licensed.

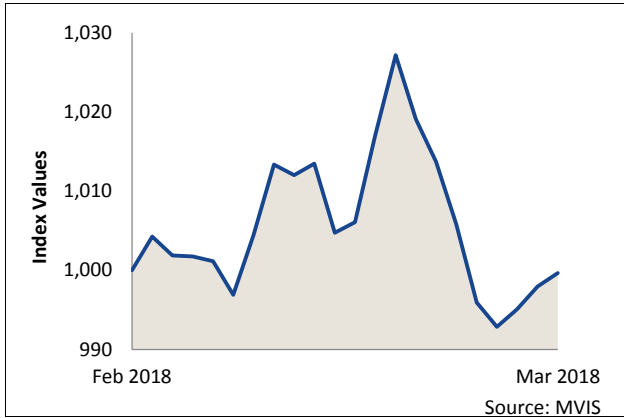
**MVIS Egypt Index (MVEGPTTR)**  
**Year-To-Date Performance: 18.12%**



The Index is licensed.

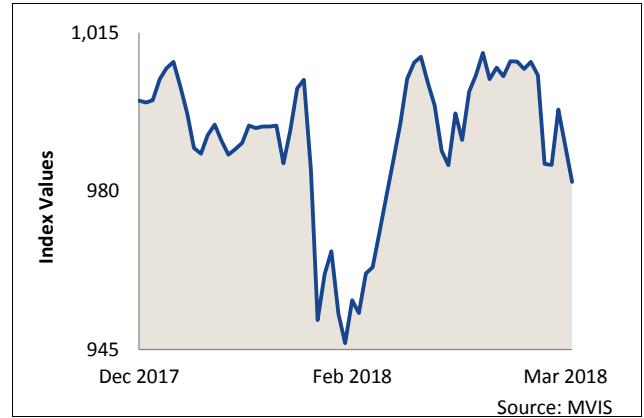
**MVIS Australia Indices**

**MVIS Australia A-REITs Index (AUD) (MVMVATR)**  
Month-To-Date Performance: -0.03%



The Index is licensed.

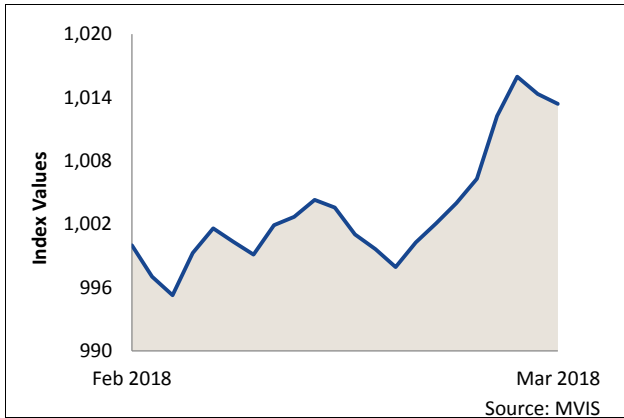
**MVIS AU SC Dividend Payers Index (AUD) (MVMVSTR)**  
Year-To-Date Performance: -1.79%



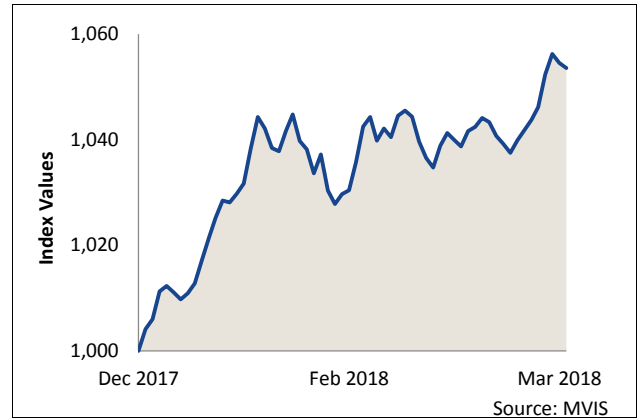
The Index is licensed.

**MVIS Bond Indices**

**MVIS EM Corporate Bond (local FX) Index (MVEMCL)**  
Month-To-Date Performance: 1.34%

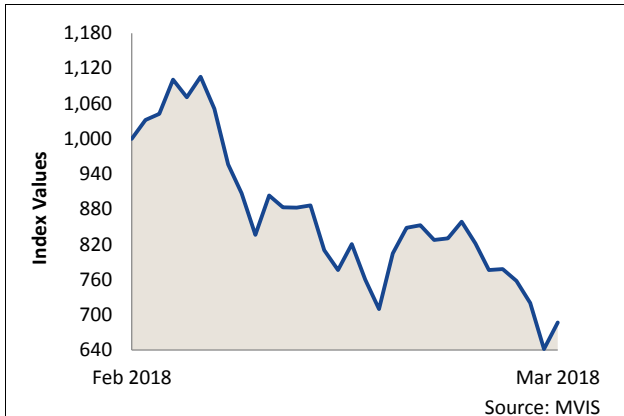


**MVIS EM Corporate Bond (local FX) Index (MVEMCL)**  
Year-To-Date Performance: 5.36%

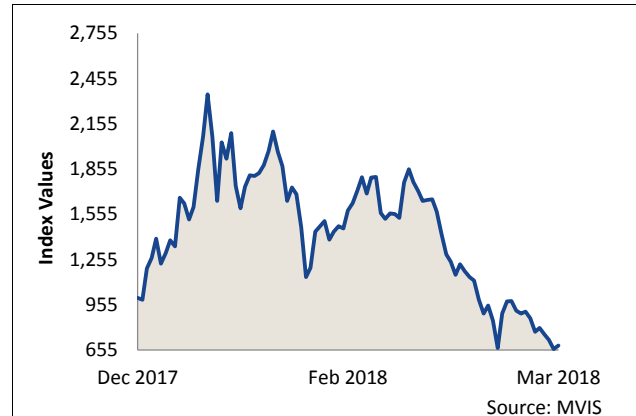


**MVIS CryptoCompare Digital Assets Indices**

**MVIS CryptoCompare Bitcoin Index (MVBTC)**  
Month-To-Date Performance: -31.34%



**MVIS CryptoCompare NEO Index (MVNEO)**  
Year-To-Date Performance: -31.49%



All index values are rebased to 1000. Data as of 31 March 2018.

MVIS Indices are licensed to underlie financial products. Detailed information can be found under [licensing](#) on our website.

**Contact**

Nibha Manandhar, MV Index Solutions  
+49 (0)69 4056 695 22  
[media.europe@mvis-indices.com](mailto:media.europe@mvis-indices.com)

**Note to Editors:**

MV Index Solutions (MVIS<sup>®</sup>) develops, monitors and licenses the MVIS Indices, a selection of focused, investable and diversified benchmark indices. The indices are especially designed to underlie financial products. MVIS Indices cover several asset classes, including equity, fixed income markets and digital assets and are licensed to serve as underlying indices for financial products. Approximately USD 14.74 billion in assets under management are currently invested in financial products based on MVIS Indices.

MV Index Solutions is a VanEck<sup>®</sup> Company.