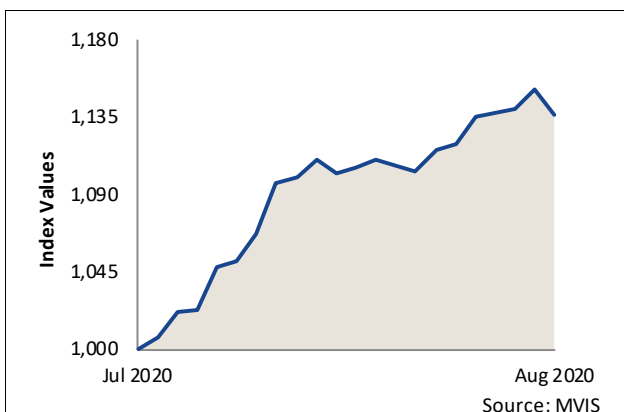


MVIS ANNOUNCES BEST PERFORMING INDICES IN AUGUST 2020

Frankfurt (1 September 2020) – MV Index Solutions GmbH(MVIS[®]) today announced the top two performing MVIS Indices during August 2020 for the following index categories: MVIS Hard Assets/Sector Indices, MVIS Country Indices, MVIS Australia Indices, MVIS Bond Indices and MVIS CryptoCompare Digital Assets Indices.

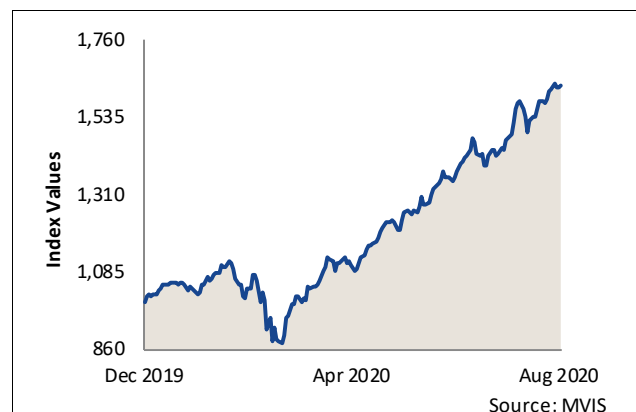
MVIS Hard Assets and Sector Indices

MVIS Global Gaming Index (MVBKTR)
Month-To-Date Performance: 13.63%



The Index is licensed.

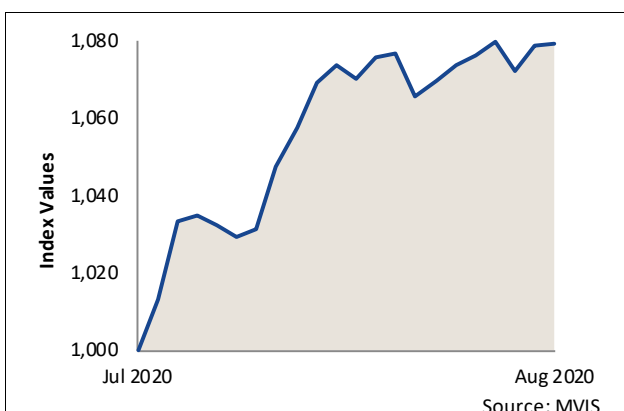
MVIS GI. Video Gaming & eSports Index (MVESPOTR)
Year-To-Date Performance: 62.83%



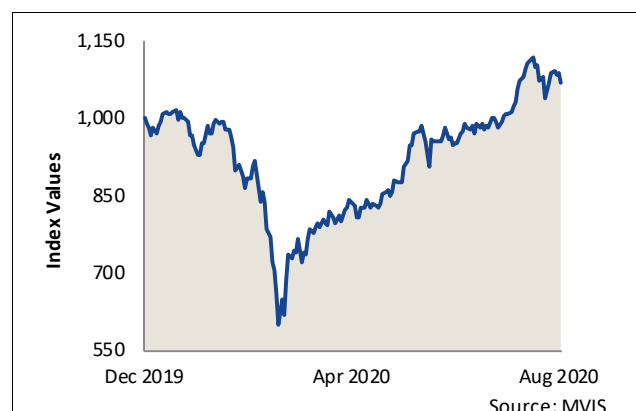
The Index is licensed.

MVIS Country Indices

MVIS Japan Equal Weight Index (MVJPEQTR)
Month-To-Date Performance: 7.92%

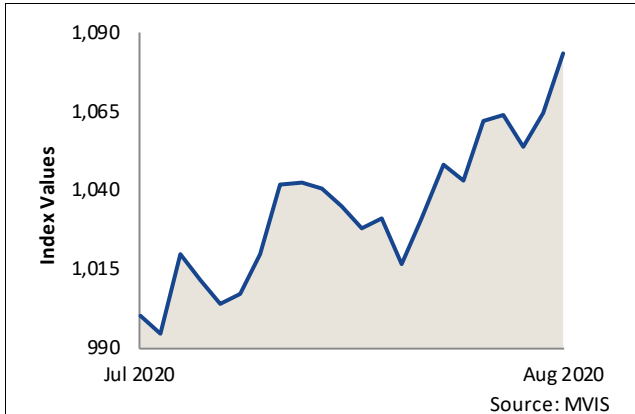


MVIS Korea Index (MVKORTR)
Year-To-Date Performance: 6.96%



MVIS Australia Indices

MVIS Australia A-REITs (AUD) Index (MVMVATR)
Month-To-Date Performance: 8.37%



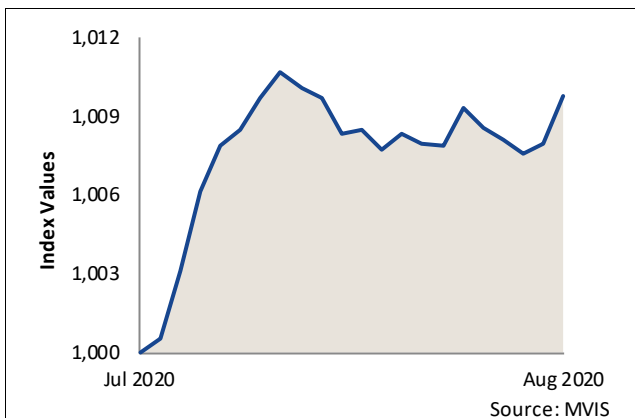
The Index is licensed.

MVIS Australia Small-Cap (AUD) Index (MVIDDTR)
Year-To-Date Performance: 0.63%

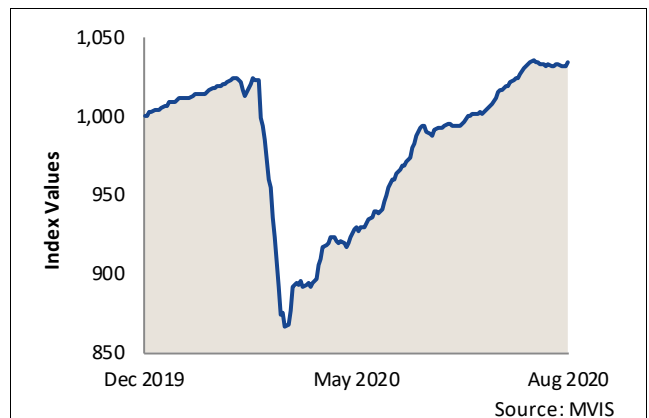


MVIS Bond Indices

MVIS EM Corporate Bond (USD&EUR) Index (MVEMCD)
Month-To-Date Performance: 0.98%



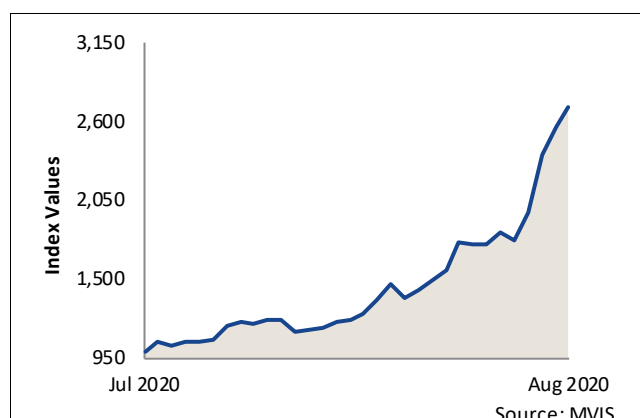
MVIS EM Corp. Bond (USD&EUR) Index (MVEMCD)
Year-To-Date Performance: 3.44%



MVIS CryptoCompare Digital Assets Indices

MVIS CryptoCompare NEM Index (MVXEM)

Month-To-Date Performance: 170.37%



MVIS CryptoCompare NEM Index (MVXEM)

Year-To-Date Performance: 343.06%



All index values are rebased to 1000. Data as of 31 August 2020.

MVIS Indices are licensed to underlie financial products. Detailed information can be found under [licensing](#) on our website.

Contact

Séverine Thäsler-Jäger, MV Index Solutions

+49 (0)69 4056 695 53

media.europe@mvis-indices.com

Note to Editors:

MV Index Solutions (MVIS) develops, monitors and licenses the MVIS Indices, a selection of focused, investable and diversified benchmark indices which are especially designed to underlie financial products. MVIS Indices cover several asset classes, including hard assets and international equity markets as well as fixed income markets. Approximately USD 18.30 billion in assets under management are currently invested in financial products based on MVIS Indices. MVIS is a VanEck company.