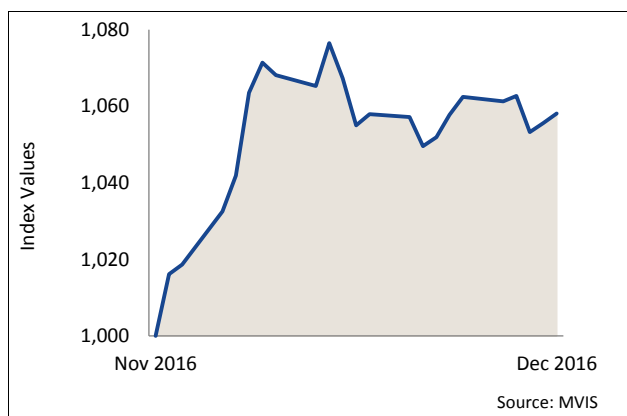


## MVIS ANNOUNCES BEST PERFORMING INDICES IN DECEMBER 2016

Frankfurt (2 January 2017) – MV Index Solutions (MVIS) today announced the top performing MVIS Indices during December 2016 for the following index categories: MVIS Hard Assets/Sector Indices, MVIS Country Indices, MVIS Australia Indices, MVIS Long/Short Equity Indices, and MVIS Bond Indices.

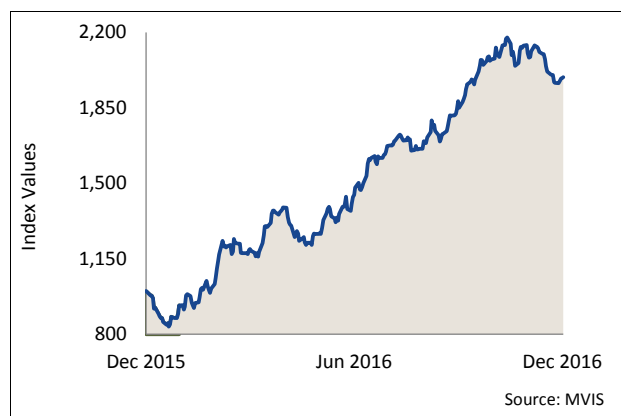
### MVIS Hard Assets and Sector Indices

**MVIS Global Oil Refiners Index (MVCRAKTR)**  
Month-To-Date Performance: 5.81%



The Index is licensed.

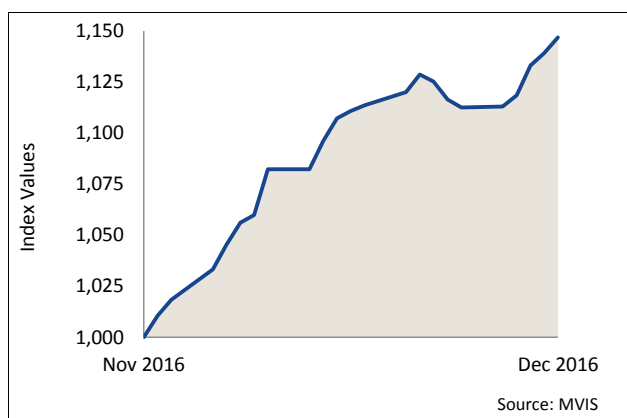
**MVIS Global Coal Index (MVKOLTR)**  
Year-To-Date Performance: 99.19%



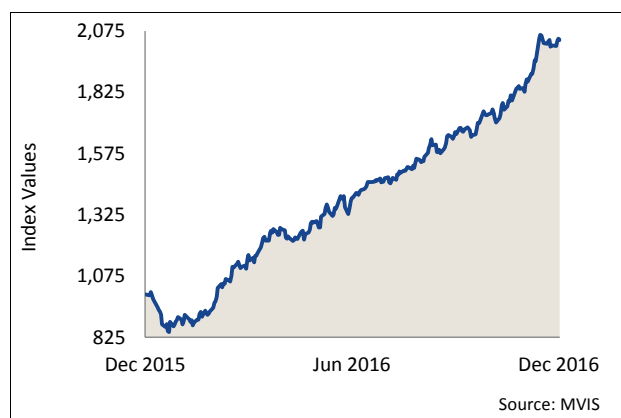
The Index is licensed.

### MVIS Country Indices

**MVIS Pakistan Index (MVPAKTR)**  
Month-To-Date Performance: 14.68%



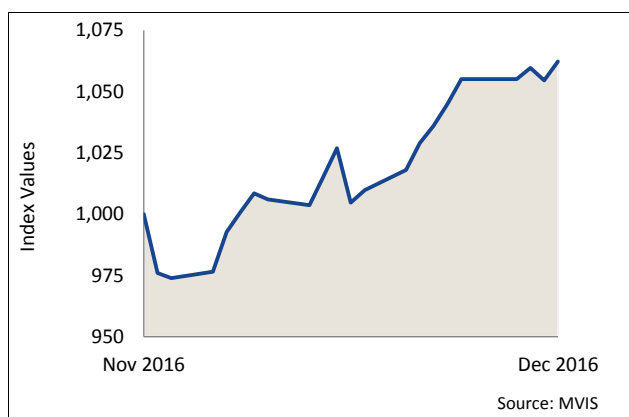
**MVIS Russia Small-Cap Index (MVRSXJTR)**  
Year-To-Date Performance: 103.80%



The Index is licensed.

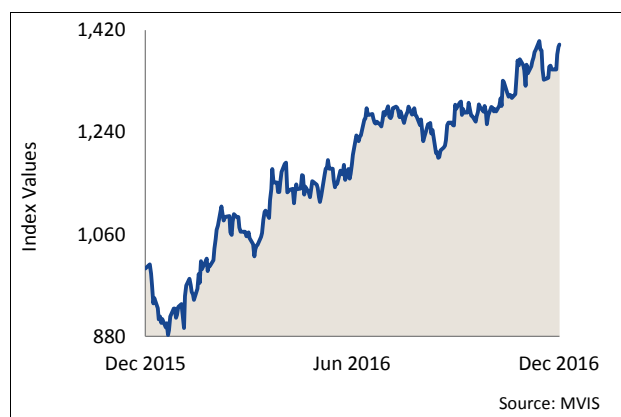
**MVIS Australia Indices**

**MVIS Australia A-REITs Index (AUD) (MVMVATR)**  
Month-To-Date Performance: 6.23%



The Index is licensed.

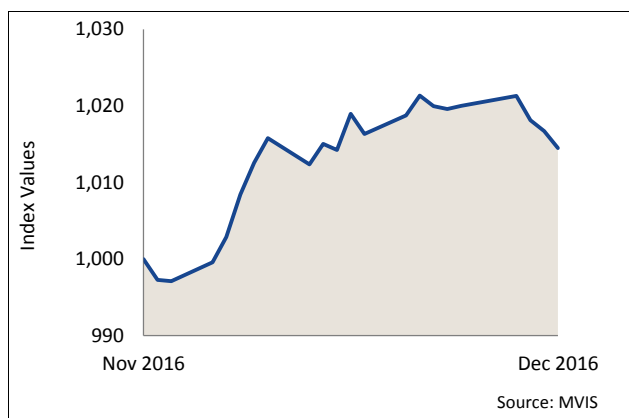
**MVIS AU Energy & Mining Index (AUD) (MVMVRTR)**  
Year-To-Date Performance: 39.46%



The Index is licensed.

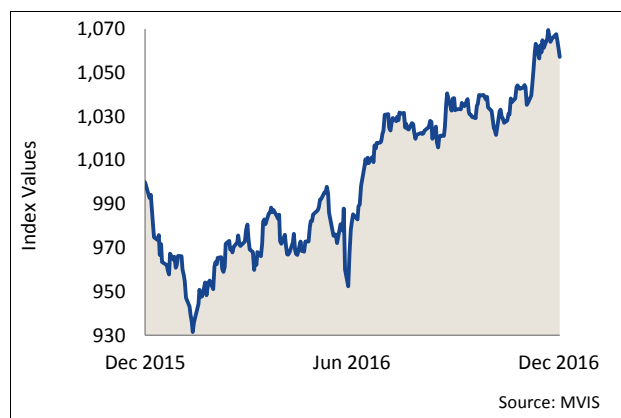
**MVIS Long/Short Equity Indices**

**MVIS N. Am. Long/Short Equity Index (MVLNATR)**  
Month-To-Date Performance: 1.45%



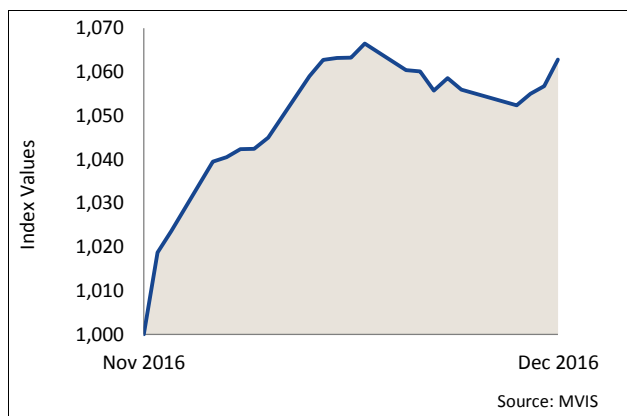
The Index is licensed.

**MVIS Asia (Dev) Long/Short Equity Index (MVLSDATR)**  
Year-To-Date Performance: 5.73%

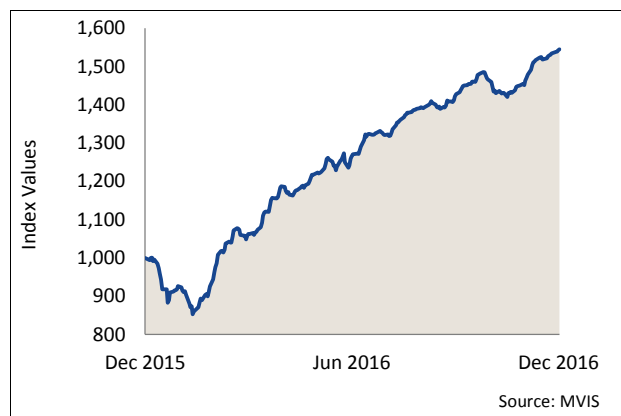


## MVIS Bond Indices

**MVIS Altman N. Am. Defaulted Bond Index (MVRCDI)**  
Month-To-Date Performance: 6.28%



**MVIS Altman N. Am. Distressed Bond Index (MVRCDI)**  
Year-To-Date Performance: 54.49%



All index values are rebased to 1000. Data as of 31 December 2016.

MVIS Indices are licensed to underlie financial products. Detailed information can be found under [licensing](#) on our website.

###

### Contact

Bettina Hessler, MV Index Solutions  
+49 (0)69 4056 695 22  
[bettina.hessler@mvis-indices.com](mailto:bettina.hessler@mvis-indices.com)

### Note to Editors:

MV Index Solutions (MVIS) develops, monitors and licenses the MVIS Indices, a selection of focused, investable and diversified benchmark indices which are especially designed to underlie financial products. MVIS Indices cover several asset classes, including hard assets and international equity markets as well as fixed income markets. Approximately USD 12.43 billion in assets under management are currently invested in financial products based on MVIS Indices. MVIS is a VanEck company.