



Corporate Presentation

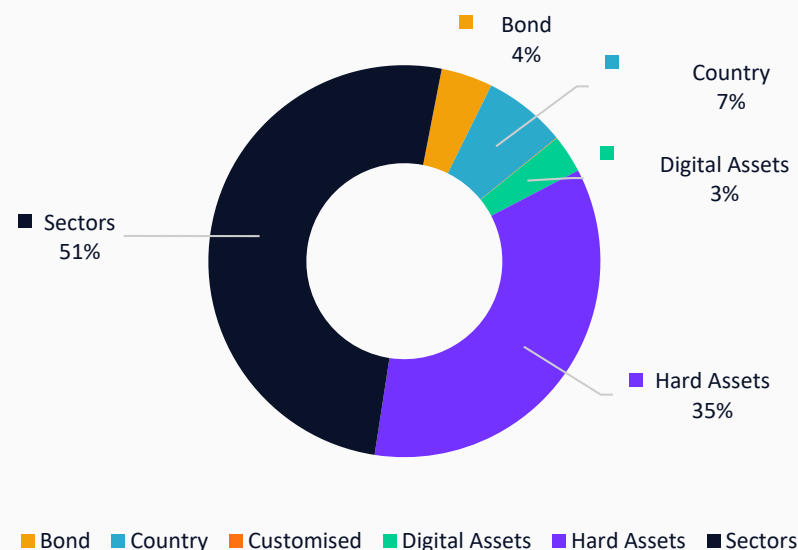
March 2023

For investment professional use only;
not for use with the general public

Accelerating innovation in financial index design and adoption since its launch in 2011

- Moving beyond common categories, MarketVector Indexes™ is a leading provider of blue-chip indexes built on three key factors: **pure-play exposure, component liquidity, and index diversification**. In combination, these factors ensure best practices in index design, optimized for the future of ETPs.
- MarketVector Indexes™ specializes in indexes that capture specific potential investment themes ranging from **hard assets, international equities with a strong focus on emerging markets, digital assets, fixed income, and disruptive sectors**.
- MarketVector Indexes™ is registered as a benchmark administrator under the **European Benchmarks Regulation since July 2019** and its Index methodology and operational process adheres to IOSCO guidelines.
- August 2020, MarketVector Indexes™ acquires BlueStar® Indexes, a New York-based research-driven provider of indexes and financial data, increasing the range of indexes and global business.
- MarketVector Indexes™ deploys a **highly customizable product and paradigm-based** index methodology that enables investors to express views beyond the limitations of traditional broad or sector benchmarks.
- MarketVector Indexes™ leverages its Index Advisory Committee, a governance body of industry and thematic experts, to oversee the maintenance of its indexes, ensuring that they reflect their stated objectives and implement best practices into their construction.

AUM for Licensed Products by % of Index Category



Index Category	AUM for Licensed Products (USD mn)	Count of Licensed Index	Count of Index (Family)
Bond	1,205	3	3
Country	1,937	13	26
Customised	15	2	15
Digital Assets	892	16	42
Hard Assets	9,940	11	13
Sectors	14,342	52	65
Total	28,331	97	164

Source: MarketVector Indexes™. Data as end of March 2023.

Comprehensive and adaptable: Every MarketVector™ product is crafted to encompass opportunity and evolve over time.



Pioneering innovation

- Deep research and proprietary classifications transcend standard taxonomies and challenge the status quo
- A unique pure-play approach targets markets with unparalleled precision
- Custom methodology enables investors to go beyond the limitations of traditional benchmarks



Operational excellence


- Institutional quality: designed to IOSCO principles and EU Benchmark Regulation
- Quality assurance enhanced with technology and human insight to personally validate thousands of data points
- Independent oversight by the Index Advisory Committee to ensure indexes meet standards and objectives



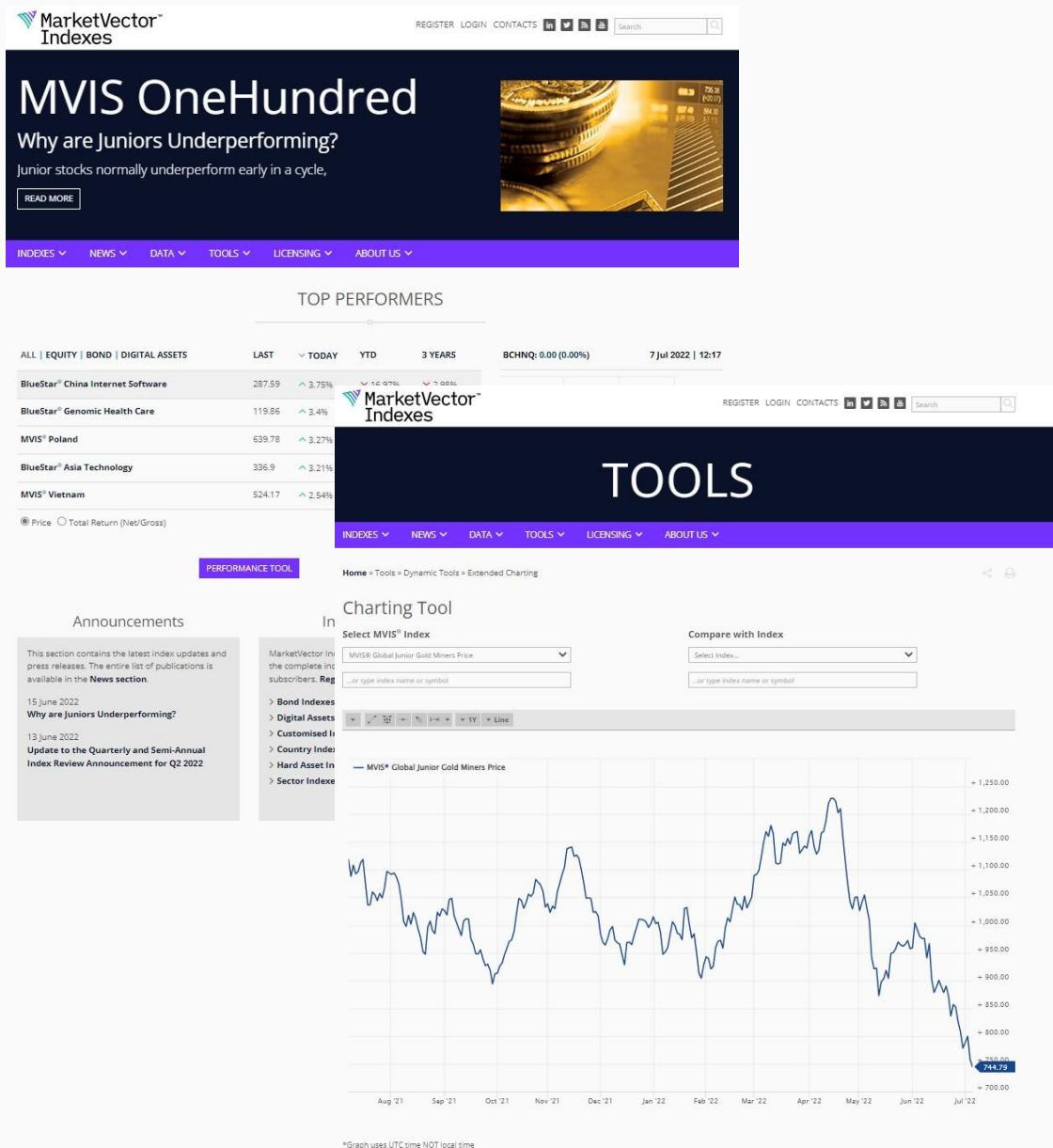
Immersive collaboration

- An extension of your product development team
- Embedded to workshop your ideas, inject vitality into your process, and tailor each solution to your competitive advantage
- Real-world asset management experience to drive performance and differentiation in the market

Accelerating innovation in financial index design



[Watch the MarketVector Indexes™ story](#)



MarketVector™ Indexes

REGISTER LOGIN CONTACTS [Social Media Icons] Search

MVIS OneHundred

Why are Juniors Underperforming?
Junior stocks normally underperform early in a cycle.

[READ MORE](#)

INDEXES ▾ NEWS ▾ DATA ▾ TOOLS ▾ LICENSING ▾ ABOUT US ▾

TOP PERFORMERS

ALL | EQUITY | BOND | DIGITAL ASSETS

	LAST	TODAY	YTD	3 YEARS	BCHNQ: 0.00 (0.00%)	7 Jul 2022 12:17
BlueStar® China Internet Software	287.59	▲ 3.75%				
BlueStar® Genomic Health Care	119.86	▲ 3.4%				
MVIS® Poland	639.78	▲ 3.27%				
BlueStar® Asia Technology	336.9	▲ 3.21%				
MVIS® Vietnam	524.17	▲ 2.54%				

Ⓢ Price Ⓞ Total Return (Net/Gross)

TOOLS

INDEXES ▾ NEWS ▾ DATA ▾ TOOLS ▾ LICENSING ▾ ABOUT US ▾

Home » Tools » Dynamic Tools » Extended Charting

Charting Tool

Select MVIS® Index

MarketVector (in the complete list of subscribers: [Reg](#))

> Bond Indexes
 > Digital Assets
 > Customised Indexes
 > Country Indexes
 > Hard Asset Indexes
 > Sector Indexes

Compare with Index

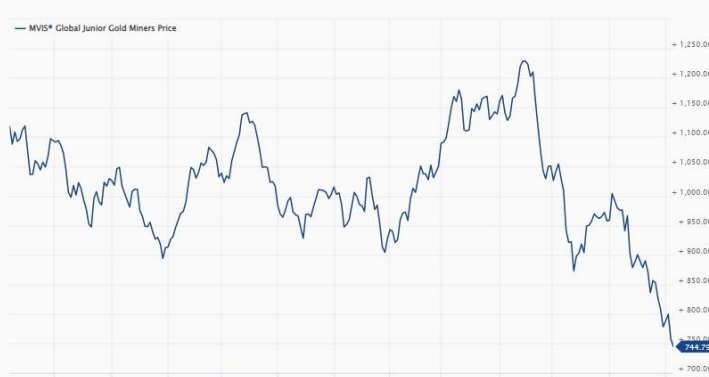
Select Index...

...or type index name or symbol

...or type index name or symbol








[Line] [Area] [Bar] [Candle] [Volume] [Dual] [Y-axis] [X-axis] [Legend]

— MVIS® Global Junior Gold Miners Price



Aug '21 Sep '21 Oct '21 Nov '21 Dec '21 Jan '22 Feb '22 Mar '22 Apr '22 May '22 Jun '22 Jul '22

*Graph uses UTC time NOT local time

-  [Explore our Index Family](#)
-  [Read our latest Insights](#)
-  [Watch our latest Videos](#)
-  [Contact our Team](#)
-  [Subscribe to our Newsletters](#)
-  [Follow us on LinkedIn](#)
-  [Follow us on Twitter](#)

MarketVector Indexes™ by the Numbers...



\$28bn

AUM of indexes licensed

12%

AUM growth of licensed products
Q1 2023 v Q4 2022

9

of global markets with
MarketVector Indexes™ products

164

indexes

6

indexes licensed above \$1bn

3

new indexes developed in YTD 2023

91%

MVIS Global Digital Assets Mining
(MVDAM Index)
Q1 2023 Performance

4%

MVIS® Moody's Analytics US BBB
Corporate Bond
Q1 2023 Performance

105%

MarketVector™ Solana VWAP Close
Index
Q1 2023 Performance

“Accelerating innovation in financial index design and adoption”

Applying Traditional Best Practices

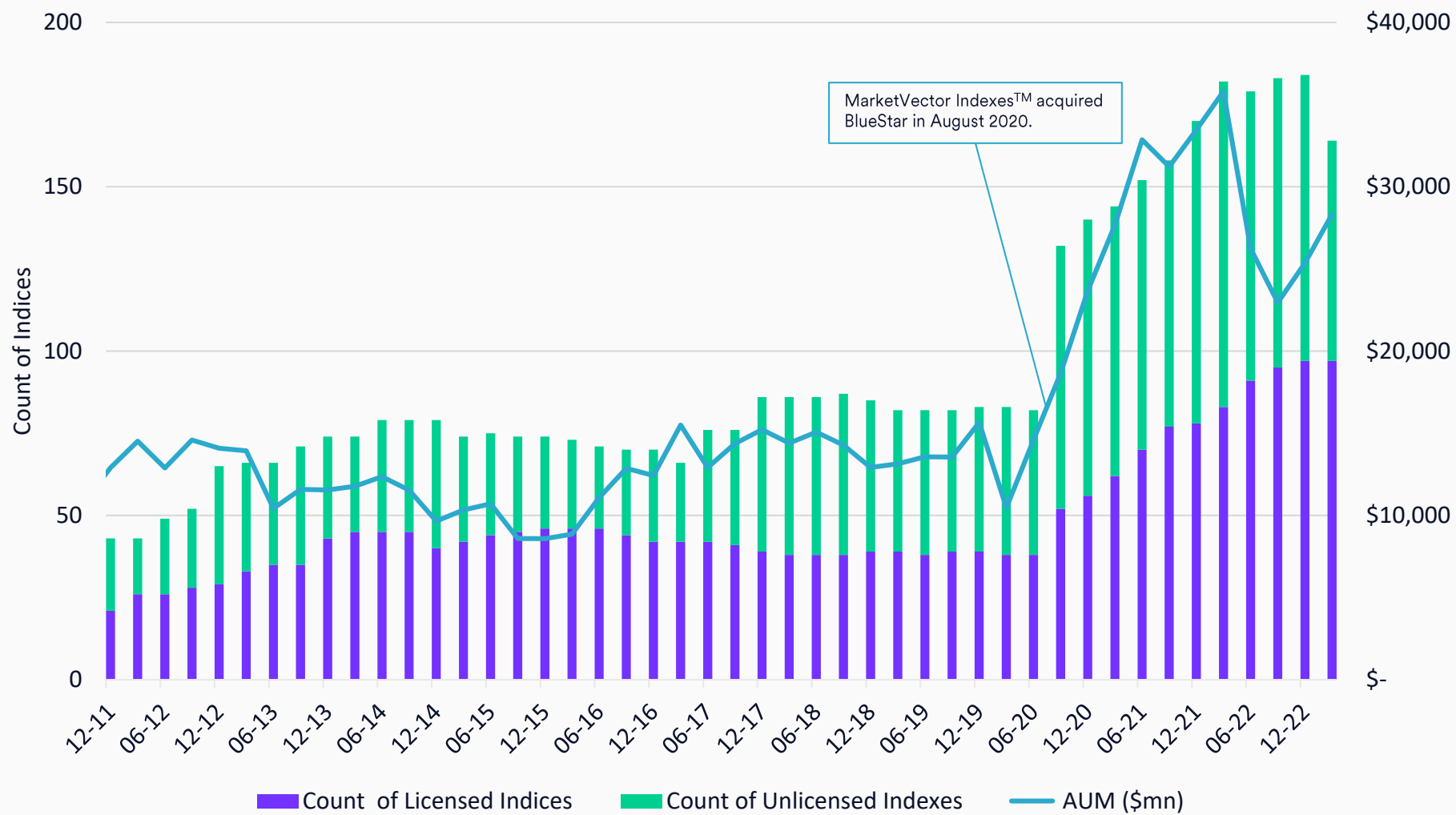
- **Liquidity:** Applying strict and demanding liquidity screening to ensure a more investable index
- **Diversification:** Mitigates concentration issues through depolyment of a sophisticated capping approach, resulting in balanced and diversified index exposure
- **Transparency:** MarketVector Indexes™ offers real-time index data and more at www.marketvector.com

Deploying New Innovations

- **Pure-play:** Applies integrity by capturing companies that generate at least 50% of their revenues in the target country, sector or theme
- **Global:** Connects companies to their country origin, regardless of their listing venue
- **Paradigm-based:** Deploys a top-down approach in the construction of thematic indexes; often utilizes diversified subthemes within the Index to capture the idea holistically
- **Weighting Strategies:** Applies flexible & customizable strategies – from standard to alpha-seeking



Development of indexes and AUM (Quarterly, \$mn)



Source: MarketVector Indexes™. Data as end of March 2023.

MarketVector™ Index Family – licensed* products



Type	Underlying Index	AUM*	Type	Underlying Index	AUM*	Type	Underlying Index	AUM*
Sector/Thematic Equity	MVIS® US Listed Semiconductor 25	8,147	Sector/Thematic Equity	BlueStar® Hotels, Airlines, and Cruises	53	Sector/Thematic Equity	BlueStar® Europe Travel and Vacation	3
	MVIS® US Listed Semiconductor 10% Capped	905		MVIS® Global Video Gaming & eSports (AUD)	250		BlueStar® Data Center and Log. RE	3
	BlueStar® 5G Communications	708		BlueStar® Hydrogen and NextGen Fuel Cell	42		BlueStar® Top 10 US List. Alt. Asset Mgr.	2
	MVIS® US Business Development Companies	658		BlueStar® Robotics	25		BlueStar® Global Robotics & 3D Printing	2
	MarketVector™ Glb. Vid Gaming & eSports ESG	537		BlueStar® China Internet Software	25		MVIS® Digital India	1.36
	MVIS® US Listed Biotech 25	491		BlueStar® Fintech	22		MVIS® Global Digital Assets Mining	1.34
	MVIS® Australia A-REITs (AUD)	400		BlueStar® Asia Technology	22		BlueStar® Total Security	1.33
	MVIS® US Listed Pharmaceutical 25	369		BlueStar® Global 5G Connectivity	19		BlueStar® E-Commerce US Leaders	1.14
	MVIS® Global Video Gaming & eSports	294		BlueStar® Global Logistics	19		BlueStar® Electric Vehicle Industry	1.01
	MVIS® Global Low Carbon Energy	208		BlueStar® Artificial Intelligence	17		BS® Glb. Onl. Gamb. Vid. Gam. & eSports	0.78
	BlueStar® Israel Global Technology	199		BlueStar® Global GreenTech	10		BlueStar® Glb. E-Brokers & DCM	0.36
	MVIS® US Mortgage REITs	183		BlueStar® E-Games	8		BlueStar® E-Brokers & DCM	0.14
	MVIS® US Listed Retail 25	148		BlueStar® Solar Energy Industry	8			
	MVIS® Australia Banks (AUD)	124		MVIS® Global Future of Food ESG	7			
	BlueStar® Machine Learn. & Quantum Comp.	121		MVIS® Global Space Industry ESG	7			
	BlueStar® Top 10 US Banks	120		MVIS® Global Future Healthcare ESG	6			
	MVIS® Global Hydrogen Economy ESG	113		MVIS® Global Circular Economy ESG	6			
	BlueStar® Travel and Vacation	101		BlueStar® Autonomous Driving	6			
	MVIS® Global Gaming	90		MVIS® Global Bionic Healthcare ESG	5			
	MVIS® Global Digital Assets Equity	53		BlueStar® Genomic Health Care	3			

Source: MarketVector Indexes™. Data as end of March 2023. * in mIn USD

*A licence agreement is required to use indexes, index data or trademarks for any commercial purpose, or for research and analysis, or for the issuance, launch, promotion or marketing of financial products such as exchange-traded products, mutual funds, certificates, derivatives, swaps, bonds or OTC products linked to or based on MVIS® Indexes. The information provided here reflects the list of licensed indexes with publically available assets under management.

MarketVector™ Index Family – licensed* products



Type	Underlying Index	AUM*	Type	Underlying Index	AUM*	Type	Underlying Index	AUM*
Country	MVIS® Australia Equal Weight (AUD)	1,185	Digital Assets	MarketVector™ Bitcoin Benchmark Rate	363	Bond	MVIS® US Investment Grade Floating Rate	1,184
	MarketVector™ Vietnam Local	517		MarketVector™ Ethereum Benchmark Rate	192		MVIS® MA US Inv. Grade Corp. Bond	13
	BlueStar® Israel Global	58		MarketVector™ Bitcoin VWAP Close	162		MVIS® Moody's Analytics US BBB Corp. Bond	8
	MVIS® GDP Africa	46		MarketVector™ Ethereum VWAP Close	74	Hard Assets	Type Underlying Index AUM*	
	MVIS® Russia	33		MarketVector™ TRON VWAP Close	63		MVIS® Global Junior Gold Miners	5,106
	MVIS® Australia SC Dividend Payers (AUD)	32		MarketVector™ Algorand VWAP Close	12		MVIS® US Listed Oil Services 25	2,410
	MVIS® Indonesia	29		MarketVector™ Solana VWAP Close	6.49		MVIS® Global Agribusiness	1,269
	MVIS® Brazil Small-Cap	25		MarketVector™ Crypto Leaders VWAP Close	6.42		MVIS® Global Rare Earth/Strategic Metals	770
	MVIS® Egypt	12		MarketVector™ Avalanche VWAP Close	5.77		MVIS® Australia Resources (AUD)	225
	MVIS® Russia Small-Cap	0.34		MarketVector™ Polkadot VWAP Close	1.80		MVIS® Global Uranium & Nuclear Energy	57
	MarketVector™ Brazil Global Exposure (BRL)	0.19		MarketVector™ Polygon VWAP Close	1.62		MVIS® Global Oil Refiners	38
	MarketVector™ Brazil Domestic Exposure (BRL)	0.16		MarketVector™ Chainlink VWAP Close	1.04		MVIS® North America Energy Infrastructure	28
	MarketVector™ Brazil Small-Cap Value (BRL)	0.15		MarketVector™ Smart Contract Leaders VWAP	0.95		MVIS® Global Clean-Tech Metals	26
				MarketVector™ Meta Leaders Brazil	0.69		MarketVector™ Gl. Uranium & Nuclear En. Infra.	6
				MarketVector™ Smart Contract Leaders Brazil	0.47		BlueStar® Agribusiness 50	5
				MarketVector™ FTX Token VWAP Close	0.03			

Source: MarketVector Indexes™. Data as end of March 2023. * in mIn USD

*A licence agreement is required to use indexes, index data or trademarks for any commercial purpose, or for research and analysis, or for the issuance, launch, promotion or marketing of financial products such as exchange-traded products, mutual funds, certificates, derivatives, swaps, bonds or OTC products linked to or based on MVIS® Indexes. The information provided here reflects the list of licensed indexes with publically available assets under management.

Leadership Team



Steven Schoenfeld
CEO

Steven Schoenfeld joined MarketVector Indexes™ as CEO following its acquisition of BlueStar Indexes in August of 2020. Steven was the Founder and Chief Investment Officer of BlueStar which maintained a family of indexes for Global Technology Stocks and Israeli Equities & Bonds. Steven is a 36-year veteran of the investment management industry, having served in senior fiduciary positions at Northern Trust, where he oversaw more \$300 billion in quantitatively-managed global equity and fixed income portfolios, and at Barclays Global Investors (now Blackrock), where he managed more than \$70 billion in developed and emerging market stock index fund and ETFs. Previously, he led the team at IFC/World Bank which developed the first investable Emerging Market indexes, and traded Japanese stock index futures on the floor of the Singapore Exchange.

Steven is the author of Active Index Investing (Wiley Finance, 2004), co-author of The Pacific-Rim Futures and Options Markets (McGraw-Hill, 1992), and co-founder of IndexUniverse.com (now ETF.com). He has a BA in History and Government from Clark University, was a Fulbright Scholar in Economics at the National University of Singapore, and has an MA from the Johns Hopkins School of Advanced International Studies (SAIS).



Thomas Kettner
COO

Thomas Kettner is COO at MarketVector Indexes™ with global responsibility for the company's index business. He is an index expert with more than fifteen years of experience in the development and maintenance of indexes, with a focus on the development of indexes designed for financial products. He is supported by a team of index specialists with an average of five years of experience in index development, maintenance and marketing. Prior to joining MarketVector Indexes™ in 2012, Mr. Kettner held various positions at leading index providers such as Dow Jones Indexes and STOXX Ltd.

Mr. Kettner holds a degree in Economics from the University of Konstanz, Germany, and is a CIIA graduate.



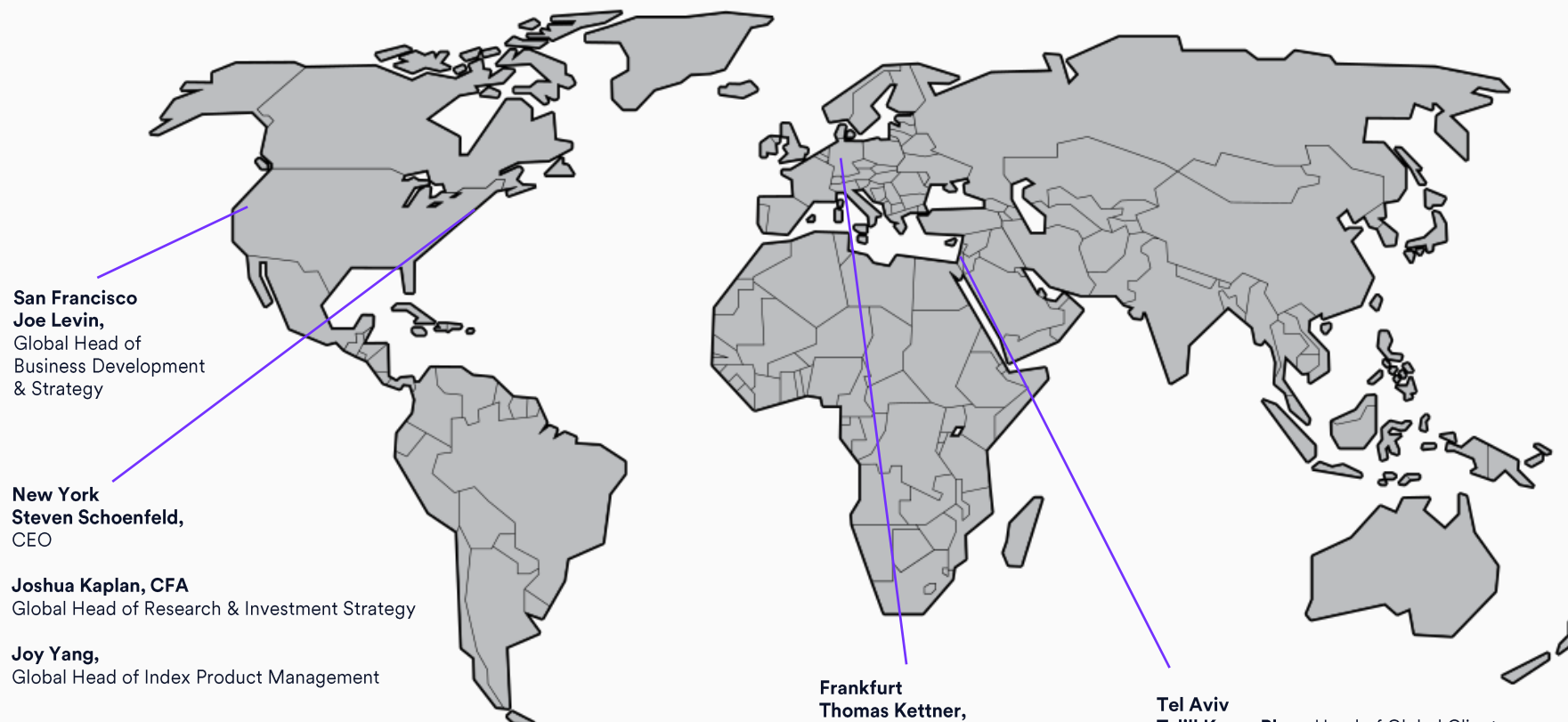
Torsten Hunke
Managing Director

Torsten Hunke joined MarketVector Indexes™ in 2014 to support the firm's index business as the European Legal Counsel and has served as Managing Director since 2016.

He has more than 15 years of experience as international banking regulatory and investment fund lawyer. Prior to joining MarketVector Indexes™, Mr. Hunke worked as a Director at Credit Suisse where he was responsible for the EMEA Asset Management Legal Department and for the legal affairs of Credit Suisse's two German investment companies. Earlier career milestones include positions at the Global Depository Department at Deutsche Bank AG and the investment funds and banking regulatory department at Linklaters in Frankfurt and London.

Mr. Hunke is an attorney at law and a member of the German Bar Association. He studied law at the Universities of Hannover, Brandenburg, and Le Havre (France).

Global Contacts



San Francisco
Joe Levin,
Global Head of
Business Development
& Strategy

New York
Steven Schoenfeld,
CEO

Joshua Kaplan, CFA
Global Head of Research & Investment Strategy

Joy Yang,
Global Head of Index Product Management

Frankfurt
Thomas Kettner,
Chief Operating Officer

Etem Emre Çamlılar, CFA
Global Head of Index Operations

Tel Aviv
Tzlili Keren Blum, Head of Global Client
Coverage & Service

Frankfurt Office
Voltastr. 1
60486 Frankfurt am Main
Germany
+49 (69) 4056 695 55
info@marketvector.com

New York Office
666 3rd Avenue
New York, NY 10017
(201) 365 5340

Sales Team
Sales@marketvector.com

Support Team
index-support@marketvector.com

Media Relations and Marketing Team
Eunjeong Kang,
Senior Marketing Associate
+49 69 4056 695 38
media-enquiries@marketvector.com

MarketVector™ Extended Index Family - calculated



Type	Underlying Index	Type	Underlying Index	Type	Underlying Index
Sector/Thematic Equity	BlueStar® 5G Communications	Sector/Thematic Equity	BlueStar® Global Robotics & 3D Printing	Sector/Thematic Equity	MVIS® Australia A-REITs (AUD)
	BlueStar® Artificial Intelligence		BlueStar® Hotels, Airlines, and Cruises		MVIS® Australia Banks (AUD)
	BlueStar® Asia Technology		BlueStar® Hydrogen and NextGen Fuel Cell		MVIS® Digital India
	BlueStar® Autonomous Driving		BlueStar® Israel Global Technology		MVIS® Global Bionic Healthcare ESG
	BlueStar® Big Data & Analytics		BlueStar® Israel Global Technology North America		MVIS® Global Circular Economy ESG
	BlueStar® China Internet Software		BlueStar® Israel Infrastructure		MVIS® Global Digital Assets Equity
	BlueStar® Data Center and Logistics Real Estate		BlueStar® Machine Learning and Quantum Computing		MVIS® Global Digital Assets Mining
	BlueStar® Digital Advertising		BlueStar® Robotics		MVIS® Global Future Healthcare ESG
	BlueStar® E-Brokers and Digital Capital Markets		BlueStar® Solar Energy Industry		MVIS® Global Future of Food ESG
	BlueStar® E-Commerce US Leaders		BlueStar® Top 10 US Banks		MVIS® Global Gaming
	BlueStar® E-Games		BlueStar® Top 10 US List. Alt. Asset Mgr.		MVIS® Global Hydrogen Economy ESG
	BlueStar® Electric Vehicle Industry		BlueStar® Top 10 US Residential Real Estate		MVIS® Global Low Carbon Energy
	BlueStar® Europe Travel and Vacation		BlueStar® Total Security		MVIS® Global Space Industry ESG
	BlueStar® Fintech		BlueStar® Travel and Vacation		MVIS® Global Video Gaming & eSports
	BlueStar® Genomic Health Care		BlueStar® US List. E-Brokers & DCM		MVIS® Global Video Gaming & eSports (AUD)
	BlueStar® Global 5G Connectivity		BlueStar® US Listed Internet Infrastructure		MVIS® North America Cannabis Industry
	BlueStar® Glob. E-Brokers & DCM		BlueStar® US Machine Learn. & Quantum Comp.		MVIS® US Business Development Companies
	BlueStar® Global GreenTech		BlueStar® Wind Energy Industry		MVIS® US Listed Biotech 25
	BlueStar® Global Logistics		MarketVector™ Global Defense Industry		MVIS® US Listed Pharmaceutical 25
	BlueStar® Global Logistics Benchmark		MarketVector™ Global Video Gaming & eSports ESG		MVIS® US Listed Retail 25
	BlueStar® Glob. Onl. Gamb. Vid. Gam. & eSports		MarketVector™ US Listed Emerging Tech. Strategy		MVIS® US Listed Semiconductor 10% Capped ESG
					MVIS® US Listed Semiconductor 25
					MVIS® US Mortgage REITs

Source: MarketVector Indexes™. Data as end of March 2023.

MarketVector™ Extended Index Family - calculated



Type	Underlying Index	Type	Underlying Index	Type	Underlying Index
Country	BlueStar® Israel Global	Country	MVIS® United Arab Emirates	Hard Assets	BlueStar® Agribusiness 50
	MarketVector™ Brazil Domestic Exposure (BRL)		MVIS® Vietnam		MarketVector™ Glb.Uranium and Nuclear Energy Infra.
	MarketVector™ Brazil Global Exposure (BRL)		Solactive-BlueStar Israel Domestic Exposure		MarketVector™ US Listed Oil Services 10% Capped
	MarketVector™ Brazil Small-Cap Value (BRL)		Solactive-BlueStar Israel Global Exposure		MVIS® Australia Resources (AUD)
	MarketVector™ Vietnam Local	Country			MVIS® Global Agribusiness
	MVIS® Australia (AUD)				MVIS® Global Clean-Tech Metals
	MVIS® Australia Equal Weight (AUD)				MVIS® Global Clean-Tech Metals ex-China
	MVIS® Australia Small-Cap Dividend Payers (AUD)				MVIS® Global Junior Gold Miners
	MVIS® Brazil				MVIS® Global Oil Refiners
	MVIS® Brazil Small-Cap				MVIS® Global Rare Earth/Strategic Metals
	MVIS® Egypt				MVIS® Global Uranium & Nuclear Energy
	MVIS® GDP Africa				MVIS® North America Energy Infrastructure
	MVIS® Germany				MVIS® US Listed Oil Services 25
	MVIS® India			Bond	Type
	MVIS® Indonesia				Underlying Index
	MVIS® Poland				MVIS® MA US BBB Corp. Bond
	MVIS® Qatar			Bond	MVIS® MA US Inv. Grade Corp. Bond
	MVIS® Russia				MVIS® US Investment Grade Floating Rate
	MVIS® Russia Small-Cap				
	MVIS® South Korea				
	MVIS® South Korea Equal Weight				
	MVIS® Turkey				

Source: MarketVector Indexes™. Data as end of March 2023.

MarketVector™ Extended Index Family - calculated



Type	Underlying Index	Type	Underlying Index
Digital Assets	MarketVector™ Algorand VWAP Close		MarketVector™ Ethereum Benchmark Rate
	MarketVector™ Avalanche VWAP Close		MarketVector™ Ethereum VWAP Close
	MarketVector™ Bitcoin		MarketVector™ FTX Token VWAP Close
	MarketVector™ Bitcoin Benchmark Rate		MarketVector™ Global Bitcoin Benchmark Rate (AUD)
	MarketVector™ Bitcoin VWAP Close		MarketVector™ Global Ethereum Benchmark Rate (AUD)
	MarketVector™ Centralized Exchanges		MarketVector™ Infrastructure Application
	MarketVector™ Chainlink VWAP Close		MarketVector™ Infrastructure Application Leaders
	MarketVector™ Coinbase Bitcoin Benchmark Rate		MarketVector™ Media & Entertainment
	MarketVector™ Coinbase Ethereum Benchmark Rate		MarketVector™ Media & Entertainment Leaders
	MarketVector™ Crypto Leaders VWAP Close		MarketVector™ Media & Entertainment Leaders Brazil
	MarketVector™ Decentralized Finance		MarketVector™ Optimum Global Cryptoasset
	MarketVector™ Decentralized Finance Leaders		MarketVector™ Polkadot VWAP Close
	MarketVector™ Digital Asset Select		MarketVector™ Polygon VWAP Close
	MarketVector™ Digital Assets 10		MarketVector™ Smart Contract
	MarketVector™ Digital Assets 100		MarketVector™ Smart Contract Leaders
	MarketVector™ Digital Assets 100 Large-Cap		MarketVector™ Smart Contract Leaders Brazil
	MarketVector™ Digital Assets 100 Mid-Cap		MarketVector™ Smart Contract Leaders VWAP Close
	MarketVector™ Digital Assets 100 Small-Cap		MarketVector™ Solana VWAP Close
	MarketVector™ Digital Assets 25		MarketVector™ TRON VWAP Close
	MarketVector™ Digital Assets 5		MarketVector™ XRP
	MarketVector™ Ethereum		Weiss MarketVector™ Top Tech Adoption Rating

Source: MarketVector Indexes™. Data as end of March 2023.

Important Disclosure



Copyright © 2023 by MarketVector Indexes GmbH ('MarketVector') All rights reserved. The MarketVector family of indexes (MarketVector™, BlueStar®, MVIS®) is protected through various intellectual property rights and unfair competition and misappropriation laws. MVIS® is a registered trademark of Van Eck Associates Corporation that has been licensed to MarketVector. MarketVector™ and MarketVector Indexes™, are pending trademarks of Van Eck Associates Corporation. BlueStar®, BlueStar Indexes®, BIGI® and BIGITech® are trademarks of MarketVector Indexes GmbH. Redistribution, reproduction and/or photocopying in whole or in part are prohibited without written permission. All information provided by MarketVector is impersonal and not tailored to the needs of any person, entity or group of persons. MarketVector receives compensation in connection with licensing its indexes to third parties. You require a license from MarketVector to launch any product that is linked to a MarketVector™ Index to use the index data for any business purpose and for all use of the MarketVector™ name or name of the MarketVector™ Index. Past performance of an index is not a guarantee of future results.

It is not possible to invest directly in an index. Exposure to an asset class represented by an index is available through investable instruments based on that index. MarketVector does not sponsor, endorse, sell, promote or manage any investment fund or other investment vehicle that is offered by third parties and that seeks to provide an investment return based on the performance of any index. MarketVector makes no assurance that investment products based on the index will accurately track index performance or provide positive investment returns. MarketVector is not an investment advisor, and it makes no representation regarding the advisability of investing in any such investment fund or other investment vehicle. A decision to invest in any such investment fund or other investment vehicle should not be made in reliance on any of the statements set forth in this document.

Prospective investors are advised to make an investment in any such fund or other vehicle only after carefully considering the risks associated with investing in such funds, as detailed in an offering memorandum or similar document that is prepared by or on behalf of the issuer of the investment fund or other vehicle. Inclusion of a security within an index is not a recommendation by MarketVector to buy, sell, or hold such security, nor is it considered to be investment advice.

These materials have been prepared solely for informational purposes based upon information generally available to the public from sources believed to be reliable. No content contained in these materials (including index data, ratings, credit-related analyses and data, model, software or other application or output therefrom) or any part thereof (Content) may be modified, reverse-engineered, reproduced or distributed in any form by any means, or stored in a database or retrieval system, without the prior written permission of MarketVector Indexes™. The Content shall not be used for any unlawful or unauthorized purposes. MarketVector and its third-party data providers and licensors (collectively "MarketVector Parties") do not guarantee the accuracy, completeness, timeliness or availability of the Content. MarketVector are not responsible for any errors or omissions, regardless of the cause, for the results obtained from the use of the Content. THE CONTENT IS PROVIDED ON AN "AS IS" BASIS. MARKETVECTOR PARTIES DISCLAIM ANY AND ALL EXPRESS OR IMPLIED WARRANTIES, INCLUDING, BUT NOT LIMITED TO, ANY WARRANTIES OF MERCHANTABILITY OR FITNESS FOR A PARTICULAR PURPOSE OR USE, FREEDOM FROM BUGS, SOFTWARE ERRORS OR DEFECTS, THAT THE CONTENT'S FUNCTIONING WILL BE UNINTERRUPTED OR THAT THE CONTENT WILL OPERATE WITH ANY SOFTWARE OR HARDWARE CONFIGURATION. In no event shall MarketVector Parties be liable to any party for any direct, indirect, incidental, exemplary, compensatory, punitive, special or consequential damages, costs, expenses, legal fees, or losses (including, without limitation, lost income or lost profits and opportunity costs) in connection with any use of the Content even if advised of the possibility of such damages.