



# Corporate Presentation

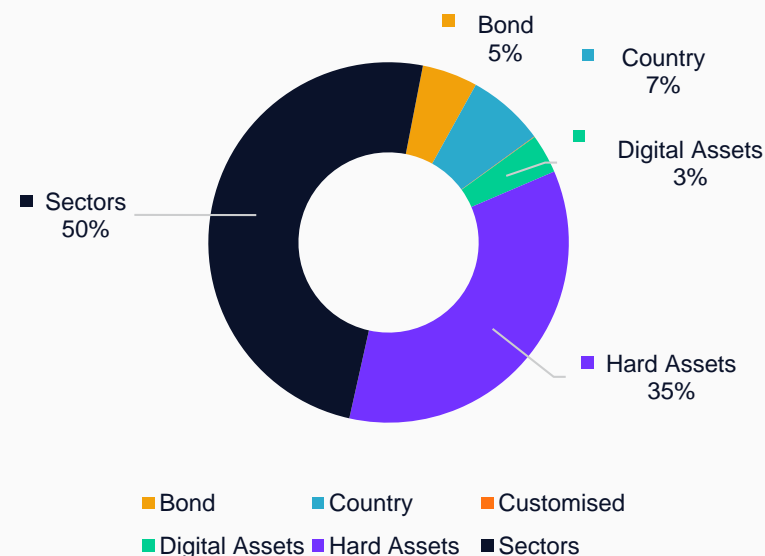
September 2022

For investment professional use only;  
not for use with the general public

## Accelerating innovation in financial index design and adoption since its launch in 2011

- Moving beyond common categories, MarketVector Indexes™ is a leading provider of blue-chip indexes built on three key factors: pure-play exposure, component liquidity, and index diversification. In combination, these factors ensure best practices in index design, optimized for the future of ETPs.
- MarketVector Indexes™ specializes in indexes that capture specific potential investment themes ranging from hard assets, international equities with a strong focus on emerging markets, digital assets, fixed income, and disruptive sectors.
- MarketVector Indexes™ is registered as a benchmark administrator under the European Benchmarks Regulation since July 2019 and its Index methodology and operational process adheres to IOSCO guidelines.
- August 2020, MarketVector Indexes™ acquires BlueStar® Indexes, a New York-based research-driven provider of indexes and financial data, increasing the range of indexes and global business.
- MarketVector Indexes™ deploys a highly customizable product and paradigm-based index methodology that enables investors to express views beyond the limitations of traditional broad or sector benchmarks.
- MarketVector Indexes™ leverages its Index Advisory Committee, a governance body of industry and thematic experts, to oversee the maintenance of its indexes, ensuring that they reflect their stated objectives and implement best practices into their construction.

## AUM for Licensed Products by % of Index Category



Index Category	AUM for Licensed Products (USD mn)	Count of Licensed Index	Count of Index (Family)
Bond	1,146	3	3
Country	1,593	13	43
Customised	12	2	16
Digital Assets	807	17	45
Hard Assets	8,017	10	12
Sectors	11,373	50	64
<b>Total</b>	<b>22,948</b>	<b>95</b>	<b>183</b>

Source: MarketVector Indexes™. Data as end of September 2022

# The MarketVector™ difference



Comprehensive and adaptable: Every MarketVector™ product is crafted to encompass opportunity and evolve over time.



## Pioneering innovation

- Deep research and proprietary classifications transcend standard taxonomies and challenge the status quo
- A unique pure-play approach targets markets with unparalleled precision
- Custom methodology enables investors to go beyond the limitations of traditional benchmarks



## Operational excellence

- Institutional quality: designed to IOSCO principles and EU Benchmark Regulation
- Quality assurance enhanced with technology and human insight to personally validate thousands of data points
- Independent oversight by the Index Advisory Committee to ensure indexes meet standards and objectives



## Immersive collaboration

- An extension of your product development team
- Embedded to workshop your ideas, inject vitality into your process, and tailor each solution to your competitive advantage
- Real-world asset management experience to drive performance and differentiation in the market

Accelerating innovation in financial index design



 [Watch the MarketVector Indexes™ story](#)

**MarketVector Indexes**

REGISTER LOGIN CONTACTS

## MVIS OneHundred

Why are Juniors Underperforming?  
Junior stocks normally underperform early in a cycle.

READ MORE

INDICES NEWS DATA TOOLS LICENSING ABOUT US

### TOP PERFORMERS

ALL   EQUITY   BOND   DIGITAL ASSETS	5M	TODAY	YTD	3 YEARS	BCHM: 0.00 (0.00%)	7 Jun 2022   TEST
BlueStar® China Internet Software	327.03	+3.52%				
BlueStar® Genomics Health Care	118.56	+3.24%				
MVIS® Poland	428.76	+3.21%				
BlueStar® Asia Technology	226.2	+3.21%				
MVIS® Element	104.77	+2.04%				

PERFORMANCE TOOL

### TOOLS

INDICES NEWS DATA TOOLS LICENSING ABOUT US

#### Charting Tool

Select MVIS Index:

Compare with Index:

Announcements

- 10 June 2022: Why are Juniors Underperforming?
- 14 June 2022: Update to the Quarterly and Semi-Annual Index Review Announcement for Q2 2022

MarketVector Indexes

- [Explore our Index Family](#)
- [Read our latest Insights](#)
- [Watch our latest Videos](#)
- [Contact our Team](#)
- [Subscribe to our Newsletters](#)
- [Follow us on LinkedIn](#)
- [Follow us on Twitter](#)

# MarketVector Indexes™ by the Numbers...



\$23bn

AUM of indexes licensed

-13%

AUM growth of licensed products Q3  
v Q2 2022

9

# of global markets with  
MarketVector Indexes™ products

183

indexes

6

indexes licensed above \$1bn

32

new indexes developed in YTD 2022

19%

MVIS® Turkey Index  
Q3 2022 Performance

1%

MVIS® US Investment Grade Floating  
Rate Index  
Q3 2022 Performance

78%

MVIS® CryptoCompare Polygon  
VWAP Close  
Q3 2022 Performance

## “Accelerating innovation in financial index design and adoption”

### Applying Traditional Best Practices

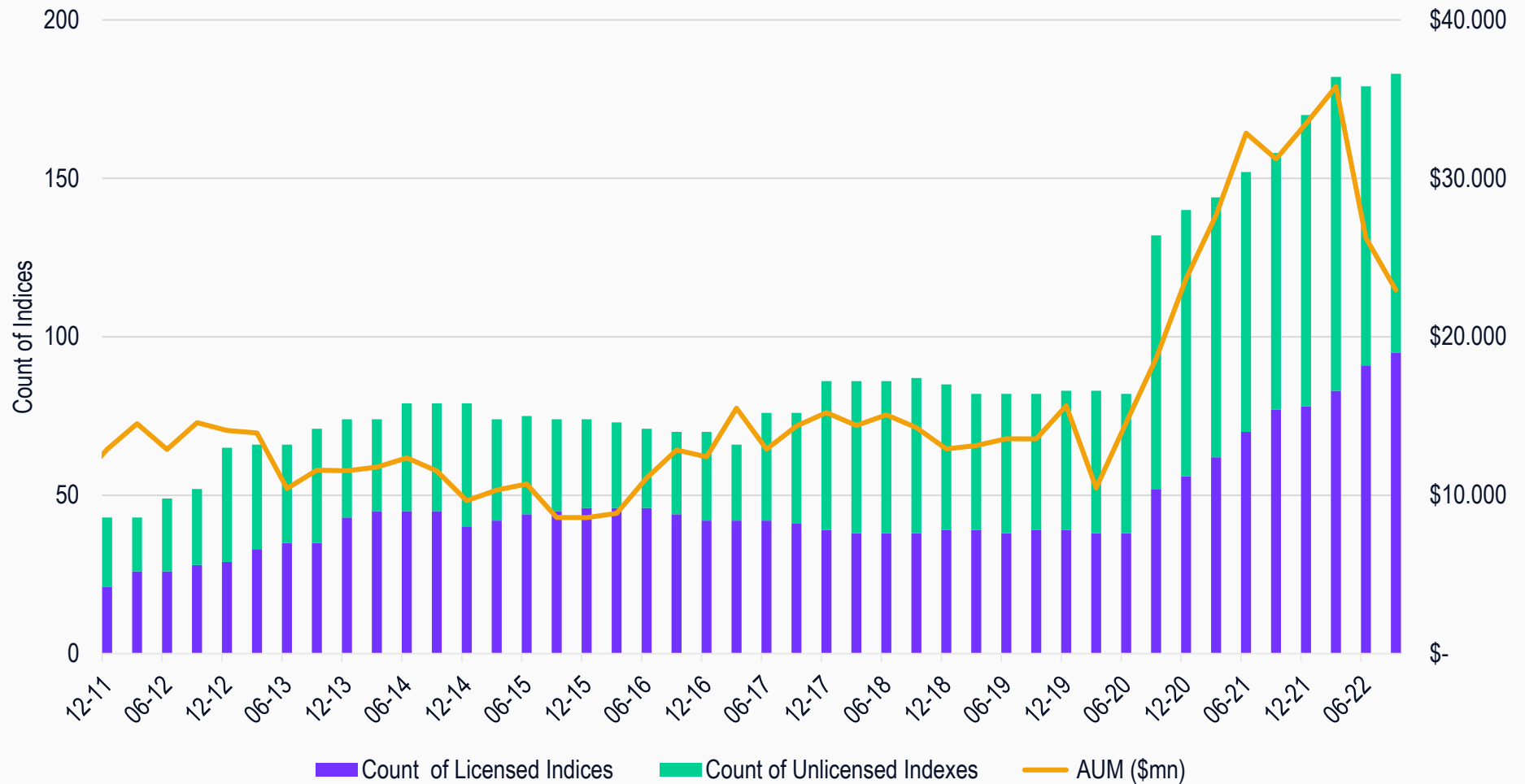
- Liquidity: Applying strict and demanding liquidity screening to ensure a more investable index
- Diversification: Mitigates concentration issues through deployment of a sophisticated capping approach, resulting in balanced and diversified index exposure
- Transparency: MarketVector Indexes™ offers real-time index data and more at [www.marketvector.com](http://www.marketvector.com)

### Deploying New Innovations

- Pure-play: Applies integrity by capturing companies that generate at least 50% of their revenues in the target country, sector or theme
- Global: Connects companies to their country origin, regardless of their listing venue
- Paradigm-based: Deploys a top-down approach in the construction of thematic indexes; often utilizes diversified subthemes within the Index to capture the idea holistically
- Weighting Strategies: Applies flexible & customizable strategies – from standard to alpha-seeking



## Development of indexes and AUM (Quarterly, \$mn)



Source: MarketVector Indexes™. Data as end of September 2022.

\* MarketVector Indexes™ acquired BlueStar in August 2020.



# MarketVector™ Index Family - licensed\* products

Type	Underlying Index	AUM*	Type	Underlying Index	AUM*	Type	Underlying Index	AUM*	
	MVIS® US Listed Semiconductor 25	5,782		BlueStar® Hotels, Airlines, and Cruises	32		BlueStar® Total Security	1	
	BlueStar® 5G Communications	735		BlueStar® Asia Technology	32	Sector/Thematic Equity	BlueStar® Global Robotics & 3D Printing	1	
	MVIS® Global Video Gaming & eSports	707		BlueStar® Fintech	31		MVIS® Global Digital Assets Mining	1	
	MVIS® US Listed Semiconductor 10% Capped	550		BlueStar® Robotics	27		BS® Glob. Onl. Gamb. Vid. Gam. & eSports	1	
	MVIS® US Listed Pharmaceutical 25	530		BlueStar® Global 5G Connectivity	24		BlueStar® E-Commerce US Leaders	0,83	
	MVIS® US Business Development Companies	528		BlueStar® China Internet Software	24		BlueStar® E-Healthcare	0,71	
	MVIS® US Listed Biotech 25	414		BlueStar® Artificial Intelligence	19		BlueStar® Glob. E-Brokers & DCM	0,33	
	MVIS® Australia A-REITs (AUD)	370		BlueStar® Global GreenTech	12		BlueStar® E-Brokers & DCM	0,24	
Sector/Thematic Equity	BlueStar® Israel Global Technology	235	Sector/Thematic Equity	BlueStar® Global Logistics	12		<b>Type</b>	<b>Underlying Index</b>	<b>AUM*</b>
	MVIS® Global Low Carbon Energy	202		BlueStar® E-Games	11		MVIS® Global Junior Gold Miners	3,656	
	MVIS® US Mortgage REITs	161		BlueStar® Solar Energy Industry	11		MVIS® US Listed Oil Services 25	1,939	
	MVIS® US Listed Retail 25	150		BlueStar® Autonomous Driving	8	MVIS® Global Agribusiness	1,323		
	BlueStar® Top 10 US Banks	128		MVIS® Global Space Industry ESG	6	MVIS® Global Rare Earth/Strategic Metals	794		
	MVIS® Australia Banks (AUD)	120		BlueStar® Genomic Health Care	6	MVIS® Australia Resources (AUD)	163		
	BlueStar® Machine Learn. & Quantum Comp.	99		BlueStar® Future of Food ESG	5	MVIS® Global Uranium & Nuclear Energy	49		
	BlueStar® Travel and Vacation	93		BlueStar® Future Healthcare ESG	5	MVIS® Global Oil Refiners	34		
	MVIS® Global Hydrogen Economy ESG	89		BlueStar® Data Center and Log.	4	MVIS® North America Energy Infrastructure	31		
	MVIS® Global Gaming	61		BlueStar® Top 10 US List. Alt. Asset Mgr.	3	MVIS® Global Clean-Tech Metals	20		
	MVIS® Global Digital Assets Equity	48		BlueStar® Europe Travel and Vacation	3	Hard Assets	BlueStar® Agribusiness 50	9	
	MVIS® Global Video Gaming & eSports (AUD)	45		BlueStar® Electric Vehicle Industry	2				
	BlueStar® Hydrogen and NextGen Fuel Cell	41		MVIS® Digital India	1				

Source: MarketVector Indexes™. Data as end of September 2022. \* in mln USD

\*A licence agreement is required to use indexes, index data or trademarks for any commercial purpose, or for research and analysis, or for the issuance, launch, promotion or marketing of financial products such as exchange-traded products, mutual funds, certificates, derivatives, swaps, bonds or OTC products linked to or based on MVIS® Indexes. The information provided here reflects the list of licensed indexes with publically available assets under management.

# MarketVector™ Index Family - licensed\* products

Type	Underlying Index	AUM*	Type	Underlying Index	AUM*	Type	Underlying Index	AUM*
Country	MVIS® Australia Equal Weight (AUD)	1,029	Digital Assets	MVIS® CC Bitcoin Benchmark Rate	412	Bond	MVIS® US Investment Grade Floating Rate	1,126
	MVIS® Vietnam	320		MVIS® CC Ethereum Benchmark Rate	130		MVIS® MA US Inv. Grade Corp. Bond	12
	BlueStar® Israel Global	61		MVIS® CC Bitcoin VWAP Close	102		MVIS® Moody's Analytics US BBB Corp. Bond	8
	MVIS® GDP Africa	43		MVIS® CC TRON VWAP Close	60			
	MVIS® Indonesia	39		MVIS® CC Ethereum VWAP Close	55			
	MVIS® Russia	33		MVIS® CC Algorand VWAP Close	18			
	MVIS® Australia SC Dividend Payers (AUD)	27		MVIS® CC Solana VWAP Close	16			
	MVIS® Brazil Small-Cap	27		MVIS® CC Avalanche VWAP Close	5			
	MVIS® Egypt	14		MVIS® CC Crypto Leaders VWAP Close	2			
	MVIS® Russia Small-Cap	1		MVIS® CC Polkadot VWAP Close	2			
	MarketVector™ Brazil Small-Cap Value (BRL)	0,18		MVIS® CC Media & Entertainment Leaders	1			
	MarketVector™ Brazil Domestic Exposure (BRL)	0,18		MVIS® CC Polygon VWAP Close	0,8			
	MarketVector™ Brazil Global Exposure (BRL)	0,18		MVIS® CC Chainlink VWAP Close	0,8			
		MVIS® CC FTX Token VWAP Close	0,7					
		MVIS® CC Smart Lead VWAP Close	0,6					
		MVIS® CC Smart Contract Leaders Brazil	0,5					
		MVIS® CC Terra VWAP Close	0					

Source: MarketVector Indexes™. Data as end of September 2022. \* in mln USD

\*A licence agreement is required to use indexes, index data or trademarks for any commercial purpose, or for research and analysis, or for the issuance, launch, promotion or marketing of financial products such as exchange-traded products, mutual funds, certificates, derivatives, swaps, bonds or OTC products linked to or based on MVIS® Indexes. The information provided here reflects the list of licensed indexes with publically available assets under management.

# Leadership Team



Steven Schoenfeld  
CEO

Steven Schoenfeld joined MarketVector Indexes™ as CEO following its acquisition of BlueStar Indexes in August of 2020. Steven was the Founder and Chief Investment Officer of BlueStar which maintained a family of indexes for Global Technology Stocks and Israeli Equities & Bonds. Steven is a 36-year veteran of the investment management industry, having served in senior fiduciary positions at Northern Trust, where he oversaw more \$300 billion in quantitatively-managed global equity and fixed income portfolios, and at Barclays Global Investors (now Blackrock), where he managed more than \$70 billion in developed and emerging market stock index fund and ETFs. Previously, he led the team at IFC/World Bank which developed the first investable Emerging Market indexes, and traded Japanese stock index futures on the floor of the Singapore Exchange.

Steven is the author of [Active Index Investing](#) (Wiley Finance, 2004), co-author of [The Pacific-Rim Futures and Options Markets](#) (McGraw-Hill, 1992), and co-founder of [IndexUniverse.com](#) (now ETF.com). He has a BA in History and Government from Clark University, was a Fulbright Scholar in Economics at the National University of Singapore, and has an MA from the Johns Hopkins School of Advanced International Studies (SAIS).



Thomas Kettner  
COO

Thomas Kettner is COO at MarketVector Indexes™ with global responsibility for the company's index business. He is an index expert with more than fifteen years of experience in the development and maintenance of indexes, with a focus on the development of indexes designed for financial products. He is supported by a team of index specialists with an average of five years of experience in index development, maintenance and marketing. Prior to joining MarketVector Indexes™ in 2012, Mr. Kettner held various positions at leading index providers such as Dow Jones Indexes and STOXX Ltd.

Mr. Kettner holds a degree in Economics from the University of Konstanz, Germany, and is a CIIA graduate.



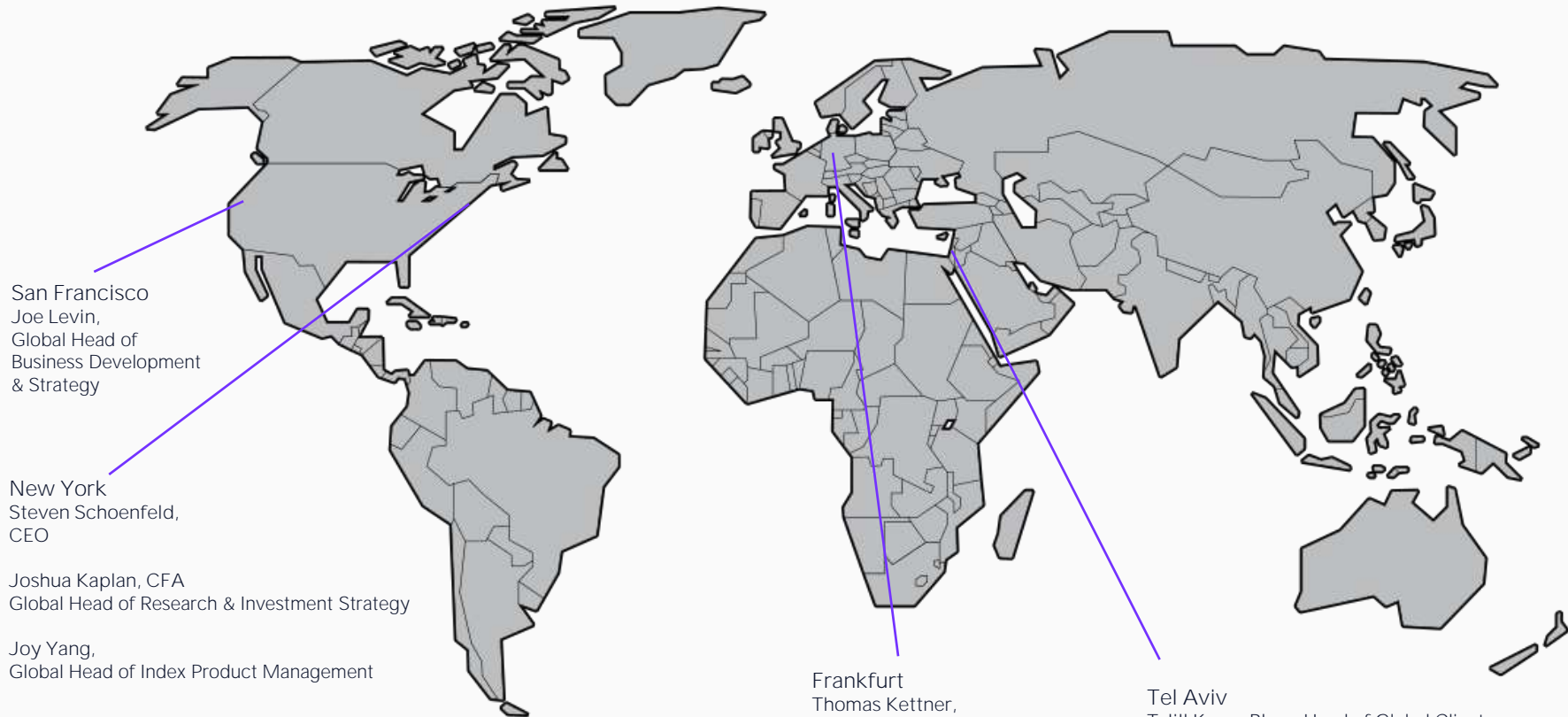
Torsten Hunke  
Managing Director

Torsten Hunke joined MarketVector Indexes™ in 2014 to support the firm's index business as the European Legal Counsel and has served as Managing Director since 2016.

He has more than 15 years of experience as international banking regulatory and investment fund lawyer. Prior to joining MarketVector Indexes™, Mr. Hunke worked as a Director at Credit Suisse where he was responsible for the EMEA Asset Management Legal Department and for the legal affairs of Credit Suisse's two German investment companies. Earlier career milestones include positions at the Global Depository Department at Deutsche Bank AG and the investment funds and banking regulatory department at Linklaters in Frankfurt and London.

Mr. Hunke is an attorney at law and a member of the German Bar Association. He studied law at the Universities of Hannover, Brandenburg, and Le Havre (France).

# Global Contacts



San Francisco  
Joe Levin,  
Global Head of  
Business Development  
& Strategy

New York  
Steven Schoenfeld,  
CEO

Joshua Kaplan, CFA  
Global Head of Research & Investment Strategy

Joy Yang,  
Global Head of Index Product Management

Frankfurt  
Thomas Kettner,  
Chief Operating Officer

Etem Emre Çamlılar, CFA  
Global Head of Index Operations

Tel Aviv  
Tzili Keren Blum, Head of Global Client  
Coverage & Service

Frankfurt Office  
Kreuznacher Str. 30  
60486 Frankfurt am Main  
Germany  
+49 (69) 4056 695 55  
[info@marketvector.com](mailto:info@marketvector.com)

New York Office  
666 3rd Avenue  
New York, NY 10017  
(201) 365 5340

Sales Team  
[Sales@marketvector.com](mailto:Sales@marketvector.com)

Support Team  
[index-support@marketvector.com](mailto:index-support@marketvector.com)

Media Relations and  
Marketing Team  
Eunjeong Kang,  
Marketing/Data Associate  
+49 69 4056 695 38  
[media-enquiries@marketvector.com](mailto:media-enquiries@marketvector.com)

# MarketVector™ Extended Index Family - calculated MarketVector™

Type	Underlying Index	Type	Underlying Index	Type	Underlying Index
Sector/Thematic Equity	BlueStar® 5G Communications	Sector/Thematic Equity	BlueStar® Global Robotics & 3D Printing	Sector/Thematic Equity	MVIS® Global Bionic Healthcare ESG
	BlueStar® Artificial Intelligence		BlueStar® Hotels, Airlines, and Cruises		MVIS® Global Circular Economy ESG
	BlueStar® Asia Technology		BlueStar® Hydrogen and NextGen Fuel Cell		MVIS® Global Digital Assets Equity
	BlueStar® Autonomous Driving		BlueStar® Israel Global Technology		MVIS® Global Digital Assets Mining
	BlueStar® Big Data & Analytics		BlueStar® Israel Global Technology North America		MVIS® Global Future Healthcare ESG
	BlueStar® China Internet Software		BlueStar® Israel Infrastructure		MVIS® Global Future of Food ESG
	BlueStar® Data Center and Logistics Real Estate		BlueStar® Machine Learning and Quantum Computing		MVIS® Global Gaming
	BlueStar® Digital Advertising		BlueStar® Robotics		MVIS® Global Hydrogen Economy
	BlueStar® E-Brokers and Digital Capital Markets		BlueStar® Solar Energy Industry		MVIS® Global Low Carbon Energy
	BlueStar® E-Commerce US Leaders		BlueStar® Top 10 US Banks		MVIS® Global Space Industry ESG
	BlueStar® E-Games		BlueStar® Top 10 US List. Alt. Asset Mgr.		MVIS® Global Video Gaming & eSports
	BlueStar® E-Healthcare		BlueStar® Top 10 US Residential Real Estate		MVIS® Global Video Gaming & eSports (AUD)
	BlueStar® Electric Vehicle Industry		BlueStar® Total Security		MVIS® North America Cannabis Industry
	BlueStar® Europe Travel and Vacation		BlueStar® Travel and Vacation		MVIS® US Business Development Companies
	BlueStar® Fintech		BlueStar® US List. E-Brokers & DCM		MVIS® US Listed Biotech 25
	BlueStar® Genomic Health Care		BlueStar® US Listed Internet Infrastructure		MVIS® US Listed Pharmaceutical 25
	BlueStar® Global 5G Connectivity		BlueStar® US Machine Learn. & Quantum Comp.		MVIS® US Listed Retail 25
	BlueStar® Glob. E-Brokers & DCM		BlueStar® Wind Energy Industry		MVIS® US Listed Semiconductor 10% Capped ESG
	BlueStar® Global GreenTech		MarketVector™ Global Video Gaming & eSports ESG		MVIS® US Listed Semiconductor 25
	BlueStar® Global Logistics		MVIS® Australia A-REITs (AUD)		MVIS® US Mortgage REITs
BlueStar® Global Logistics Benchmark	MVIS® Australia Banks (AUD)				
BlueStar® Glob. Onl. Gamb. Vid. Gam. & eSports	MVIS® Digital India				

Source: MarketVector Indexes™. Data as end of September 2022.

# MarketVector™ Extended Index Family - calculated MarketVector™

Type	Underlying Index	Type	Underlying Index	Type	Underlying Index
	BlueStar® Israel Global		MVIS® Kuwait		BlueStar® Agribusiness 50
	BlueStar® Israel Global Total Investable Market		MVIS® Malaysia		MarketVector™ Global Uranium and Nuclear Energy Infrastructure
	MarketVector™ Brazil Domestic Exposure (BRL)		MVIS® Mexico		MVIS® Australia Resources (AUD)
	MarketVector™ Brazil Global Exposure (BRL)		MVIS® Mexico Equal Weight		MVIS® Global Agribusiness
	MarketVector™ Brazil Small-Cap Value (BRL)		MVIS® Pakistan		MVIS® Global Clean-Tech Metals
	MVIS® Australia (AUD)		MVIS® Philippines	Hard Assets	MVIS® Global Clean-Tech Metals ex-China
	MVIS® Australia Equal Weight (AUD)		MVIS® Poland		MVIS® Global Junior Gold Miners
	MVIS® Australia Small-Cap (AUD)		MVIS® Qatar		MVIS® Global Oil Refiners
	MVIS® Australia Small-Cap Dividend Payers (AUD)		MVIS® Russia		MVIS® Global Rare Earth/Strategic Metals
	MVIS® Australia Uncapped (AUD)	Country	MVIS® Russia Small-Cap		MVIS® Global Uranium & Nuclear Energy
Country	MVIS® Brazil		MVIS® South Africa		MVIS® North America Energy Infrastructure
	MVIS® Brazil Small-Cap		MVIS® South Korea		MVIS® US Listed Oil Services 25
	MVIS® Chile		MVIS® South Korea Equal Weight		
	MVIS® Colombia		MVIS® Thailand		
	MVIS® Egypt		MVIS® United Arab Emirates		Bond
	MVIS® GDP Africa		MVIS® United Kingdom	MVIS® MA US Inv. Grade Corp. Bond	
	MVIS® Germany		MVIS® United Kingdom Equal Weight	MVIS® US Investment Grade Floating Rate	
	MVIS® Germany Equal Weight		MVIS® Vietnam		
	MVIS® India		Solactive-BlueStar Israel Domestic Exposure		
	MVIS® Indonesia	Solactive-BlueStar Israel Global Exposure			
MVIS® Japan					
MVIS® Japan Equal Weight					

Source: MarketVector Indexes™. Data as end of September 2022.

# MarketVector™ Extended Index Family - calculated MarketVector™

Type	Underlying Index	Type	Underlying Index
	MarketVector™ Centralized Exchanges		MVIS® CryptoCompare Ethereum Benchmark Rate
	MarketVector™ Coinbase Bitcoin Benchmark Rate		MVIS® CryptoCompare Ethereum VWAP Close
	MarketVector™ Coinbase Ethereum Benchmark Rate		MVIS® CryptoCompare FTX Token VWAP Close
	MVIS® CryptoCompare Algorand VWAP Close		MVIS® CC Global Bitcoin Benchmark Rate (AUD)
	MVIS® CryptoCompare Avalanche VWAP Close		MVIS® CC Global Ethereum Benchmark Rate (AUD)
	MVIS® CryptoCompare Bitcoin		MVIS® CryptoCompare Infrastructure Application
	MVIS® CryptoCompare Bitcoin Benchmark Rate		MVIS® CC Infrastructure Application Leaders
	MVIS® CryptoCompare Bitcoin VWAP Close		MVIS® CryptoCompare Media & Entertainment
	MVIS® CryptoCompare Chainlink VWAP Close		MVIS® CryptoCompare Media & Entertainment Leaders
	MVIS® Cryptocompare Crypto Leaders VWAP Close		MVIS® CC Media & Entertainment Leaders Brazil
	MVIS® CryptoCompare Decentralized Finance		MVIS® CryptoCompare NEAR VWAP Close
	MVIS® CryptoCompare Decentralized Finance Leaders		MVIS® CryptoCompare Optimum Global Cryptoasset
	MVIS® CryptoCompare DeFi 20		MVIS® CryptoCompare Polkadot VWAP Close
	MVIS® CryptoCompare Digital Asset Select		MVIS® CryptoCompare Polygon VWAP Close
	MVIS® CryptoCompare Digital Assets 10		MVIS® CryptoCompare Smart Contract
	MVIS® CryptoCompare Digital Assets 100		MVIS® CryptoCompare Smart Contract Leaders
	MVIS® CryptoCompare Digital Assets 100 Large-Cap		MVIS® CryptoCompare Smart Contract Leaders Brazil
	MVIS® CryptoCompare Digital Assets 100 Mid-Cap		MVIS® CC Smart Contract Leaders VWAP Close
	MVIS® CryptoCompare Digital Assets 100 Small-Cap		MVIS® CryptoCompare Solana VWAP Close
	MVIS® CryptoCompare Digital Assets 25		MVIS® CryptoCompare Terra VWAP Close
	MVIS® CryptoCompare Digital Assets 5		MVIS® CryptoCompare TRON VWAP Close
	MVIS®CryptoCompare Ethereum		MVIS® CryptoCompare XRP
			Weiss MVIS Top Tech Adoption Rating

Source: MarketVector Indexes™. Data as end of September 2022.

# Important Disclosure



Copyright © 2022 by MarketVector Indexes GmbH (“MarketVector”) All rights reserved. The MarketVector family of indexes (MarketVector™, Bluestar®, MVIS®) is protected through various intellectual property rights and unfair competition and misappropriation laws. MVIS® is a registered trademark of Van Eck Associates Corporation that has been licensed to MarketVector. MarketVector™ and MarketVector Indexes™, are pending trademarks of Van Eck Associates Corporation. BlueStar®, BlueStar Indexes®, BIGI® and BIGITech® are trademarks of MarketVector Indexes GmbH. Redistribution, reproduction and/or photocopying in whole or in part are prohibited without written permission. All information provided by MarketVector is impersonal and not tailored to the needs of any person, entity or group of persons. MarketVector receives compensation in connection with licensing its indexes to third parties. You require a license from MarketVector to launch any product that is linked to a MarketVector™ Index to use the index data for any business purpose and for all use of the MarketVector™ name or name of the MarketVector™ Index. Past performance of an index is not a guarantee of future results.

It is not possible to invest directly in an index. Exposure to an asset class represented by an index is available through investable instruments based on that index. MarketVector does not sponsor, endorse, sell, promote or manage any investment fund or other investment vehicle that is offered by third parties and that seeks to provide an investment return based on the performance of any index. MarketVector makes no assurance that investment products based on the index will accurately track index performance or provide positive investment returns. MarketVector is not an investment advisor, and it makes no representation regarding the advisability of investing in any such investment fund or other investment vehicle. A decision to invest in any such investment fund or other investment vehicle should not be made in reliance on any of the statements set forth in this document.

Prospective investors are advised to make an investment in any such fund or other vehicle only after carefully considering the risks associated with investing in such funds, as detailed in an offering memorandum or similar document that is prepared by or on behalf of the issuer of the investment fund or other vehicle. Inclusion of a security within an index is not a recommendation by MarketVector to buy, sell, or hold such security, nor is it considered to be investment advice.

These materials have been prepared solely for informational purposes based upon information generally available to the public from sources believed to be reliable. No content contained in these materials (including index data, ratings, credit-related analyses and data, model, software or other application or output therefrom) or any part thereof (Content) may be modified, reverse-engineered, reproduced or distributed in any form by any means, or stored in a database or retrieval system, without the prior written permission of MarketVector Indexes™. The Content shall not be used for any unlawful or unauthorized purposes. MarketVector and its third-party data providers and licensors (collectively “MarketVector Parties”) do not guarantee the accuracy, completeness, timeliness or availability of the Content. MarketVector are not responsible for any errors or omissions, regardless of the cause, for the results obtained from the use of the Content. **THE CONTENT IS PROVIDED ON AN “AS IS” BASIS. MARKETVECTOR PARTIES DISCLAIM ANY AND ALL EXPRESS OR IMPLIED WARRANTIES, INCLUDING, BUT NOT LIMITED TO, ANY WARRANTIES OF MERCHANTABILITY OR FITNESS FOR A PARTICULAR PURPOSE OR USE, FREEDOM FROM BUGS, SOFTWARE ERRORS OR DEFECTS, THAT THE CONTENT’S FUNCTIONING WILL BE UNINTERRUPTED OR THAT THE CONTENT WILL OPERATE WITH ANY SOFTWARE OR HARDWARE CONFIGURATION.** In no event shall MarketVector Parties be liable to any party for any direct, indirect, incidental, exemplary, compensatory, punitive, special or consequential damages, costs, expenses, legal fees, or losses (including, without limitation, lost income or lost profits and opportunity costs) in connection with any use of the Content even if advised of the possibility of such damages.