



Corporate Presentation

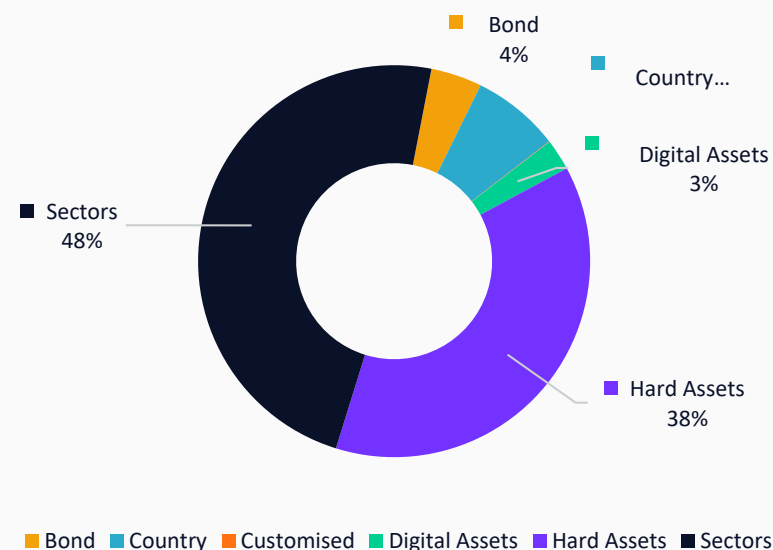
December 2022

For investment professional use only;
not for use with the general public

Accelerating innovation in financial index design and adoption since its launch in 2011

- Moving beyond common categories, MarketVector Indexes™ is a leading provider of blue-chip indexes built on three key factors: **pure-play exposure, component liquidity, and index diversification**. In combination, these factors ensure best practices in index design, optimized for the future of ETPs.
- MarketVector Indexes™ specializes in indexes that capture specific potential investment themes ranging from **hard assets, international equities with a strong focus on emerging markets, digital assets, fixed income, and disruptive sectors**.
- MarketVector Indexes™ is registered as a benchmark administrator under the **European Benchmarks Regulation since July 2019** and its Index methodology and operational process adheres to IOSCO guidelines.
- August 2020, MarketVector Indexes™ acquires BlueStar® Indexes, a New York-based research-driven provider of indexes and financial data, increasing the range of indexes and global business.
- MarketVector Indexes™ deploys a **highly customizable product and paradigm-based** index methodology that enables investors to express views beyond the limitations of traditional broad or sector benchmarks.
- MarketVector Indexes™ leverages its Index Advisory Committee, a governance body of industry and thematic experts, to oversee the maintenance of its indexes, ensuring that they reflect their stated objectives and implement best practices into their construction.

AUM for Licensed Products by % of Index Category



Index Category	AUM for Licensed Products (USD mn)	Count of Licensed Index	Count of Index (Family)
Bond	1,070	3	3
Country	1,840	13	44
Customised	12	2	16
Digital Assets	652	17	45
Hard Assets	9,549	10	12
Sectors	12,238	52	64
Total	25,361	97	184

Comprehensive and adaptable: Every MarketVector™ product is crafted to encompass opportunity and evolve over time.



Pioneering innovation

- Deep research and proprietary classifications transcend standard taxonomies and challenge the status quo
- A unique pure-play approach targets markets with unparalleled precision
- Custom methodology enables investors to go beyond the limitations of traditional benchmarks



Operational excellence

- Institutional quality: designed to IOSCO principles and EU Benchmark Regulation
- Quality assurance enhanced with technology and human insight to personally validate thousands of data points
- Independent oversight by the Index Advisory Committee to ensure indexes meet standards and objectives



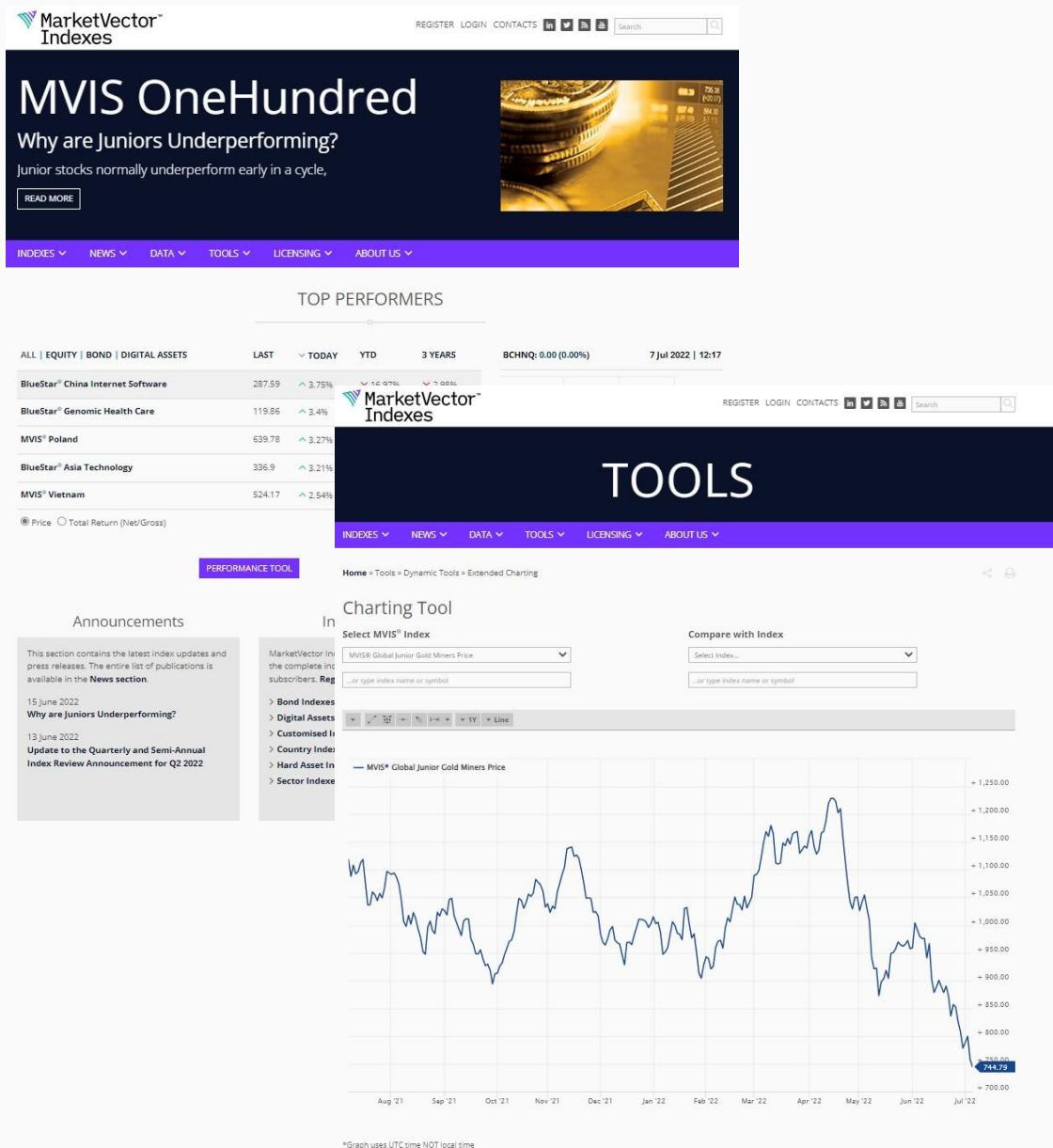
Immersive collaboration

- An extension of your product development team
- Embedded to workshop your ideas, inject vitality into your process, and tailor each solution to your competitive advantage
- Real-world asset management experience to drive performance and differentiation in the market

Accelerating innovation in financial index design



[Watch the MarketVector Indexes™ story](#)



MarketVector™ Indexes

REGISTER LOGIN CONTACTS [Social Media Icons] Search

MVIS OneHundred

Why are Juniors Underperforming?
Junior stocks normally underperform early in a cycle.

[READ MORE](#)

INDEXES ▾ NEWS ▾ DATA ▾ TOOLS ▾ LICENSING ▾ ABOUT US ▾

TOP PERFORMERS

ALL | EQUITY | BOND | DIGITAL ASSETS

	LAST	TODAY	YTD	3 YEARS	BCHNQ: 0.00 (0.00%)	7 Jul 2022 12:17
BlueStar® China Internet Software	287.59	▲ 3.75%				
BlueStar® Genomic Health Care	119.86	▲ 3.4%				
MVIS® Poland	639.78	▲ 3.27%				
BlueStar® Asia Technology	336.9	▲ 3.21%				
MVIS® Vietnam	524.17	▲ 2.54%				

Ⓢ Price Ⓞ Total Return (Net/Gross)

TOOLS

INDEXES ▾ NEWS ▾ DATA ▾ TOOLS ▾ LICENSING ▾ ABOUT US ▾

Home » Tools » Dynamic Tools » Extended Charting

Charting Tool

Select MVIS® Index

MarketVector (in the complete list of subscribers: [Reg](#))

- > Bond Indexes
- > Digital Assets
- > Customised Indexes
- > Country Indexes
- > Hard Asset Indexes
- > Sector Indexes

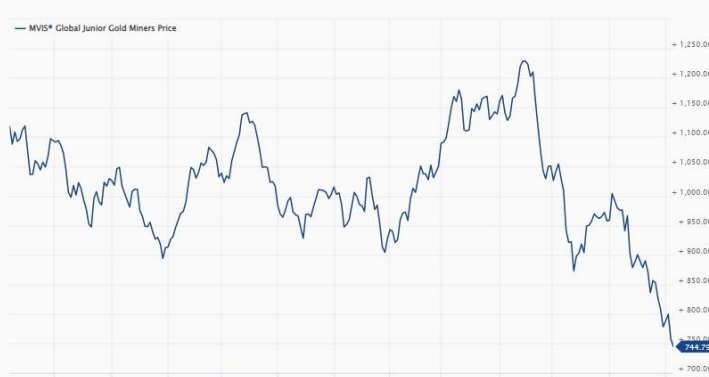
Compare with Index

Select Index...








...or type index name or symbol

...or type index name or symbol

— MVIS® Global Junior Gold Miners Price



*Graph uses UTC time NOT local time

-  [Explore our Index Family](#)
-  [Read our latest Insights](#)
-  [Watch our latest Videos](#)
-  [Contact our Team](#)
-  [Subscribe to our Newsletters](#)
-  [Follow us on LinkedIn](#)
-  [Follow us on Twitter](#)

MarketVector Indexes™ by the Numbers...



\$25bn

AUM of indexes licensed

10%

AUM growth of licensed products Q4
v Q3 2022

9

of global markets with
MarketVector Indexes™ products

184

indexes

6

indexes licensed above \$1bn

32

new indexes developed in YTD 2022

67%

MVIS® Turkey Index
Q4 2022 Performance

4.52%

MVIS® Moody's Analytics US BBB
Corporate Bond
Q4 2022 Performance

-.48%

MVIS® CryptoCompare Polygon
VWAP Close
Q4 2022 Performance

“Accelerating innovation in financial index design and adoption”

Applying Traditional Best Practices

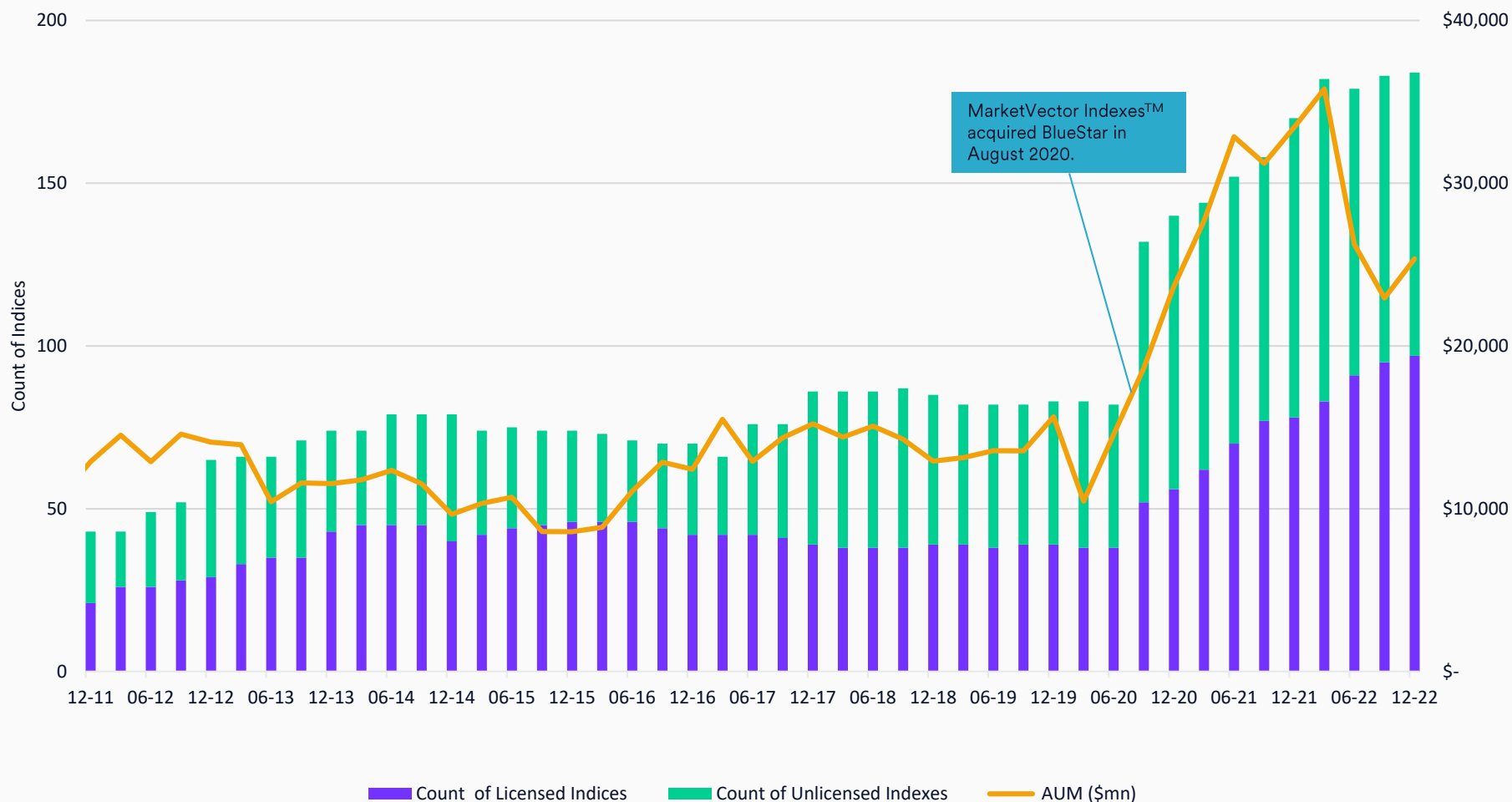
- **Liquidity:** Applying strict and demanding liquidity screening to ensure a more investable index
- **Diversification:** Mitigates concentration issues through depolyment of a sophisticated capping approach, resulting in balanced and diversified index exposure
- **Transparency:** MarketVector Indexes™ offers real-time index data and more at www.marketvector.com

Deploying New Innovations

- **Pure-play:** Applies integrity by capturing companies that generate at least 50% of their revenues in the target country, sector or theme
- **Global:** Connects companies to their country origin, regardless of their listing venue
- **Paradigm-based:** Deploys a top-down approach in the construction of thematic indexes; often utilizes diversified subthemes within the Index to capture the idea holistically
- **Weighting Strategies:** Applies flexible & customizable strategies – from standard to alpha-seeking



Development of indexes and AUM (Quarterly, \$mn)



Source: MarketVector Indexes™. Data as end of December 2022.

MarketVector™ Index Family – licensed* products



Type	Underlying Index	AUM*	Type	Underlying Index	AUM*	Type	Underlying Index	AUM*
Sector/Thematic Equity	MVIS® US Listed Semiconductor 25	6,283	Sector/Thematic Equity	MVIS® Global Video Gaming & eSports (AUD)	45	Sector/Thematic Equity	BlueStar® Data Center and Log. RE	3
	BlueStar® 5G Communications	692		BlueStar® Hydrogen and NextGen Fuel Cell	41		BlueStar® Europe Travel and Vacation	3
	MVIS® US Listed Semiconductor 10% Capped	675		MVIS® Global Digital Assets Equity	29		BlueStar® Top 10 US List. Alt. Asset Mgr.	2
	MVIS® US Business Development Companies	593		BlueStar® Fintech	26		MVIS® Digital India	1.4
	MVIS® US Listed Pharmaceutical 25	588		BlueStar® Robotics	25		BlueStar® Global Robotics & 3D Printing	1.4
	MVIS® US Listed Biotech 25	497		BlueStar® China Internet Software	21		BlueStar® Total Security	1.4
	MarketVector™ Glb. Vid Gaming & eSports ESG	451		BlueStar® Global 5G Connectivity	20		BlueStar® Electric Vehicle Industry	1.1
	MVIS® Australia A-REITs (AUD)	432		BlueStar® Asia Technology	18		BlueStar® E-Commerce US Leaders	0.7
	MVIS® Global Video Gaming & eSports	254		BlueStar® Global Logistics	16		BS® Glb. Onl. Gamb. Vid. Gam. & eSports	0.7
	BlueStar® Israel Global Technology	221		BlueStar® Artificial Intelligence	14		BlueStar® E-Brokers & DCM	0.6
	MVIS® Global Low Carbon Energy	199		BlueStar® Global GreenTech	10		MVIS® Global Digital Assets Mining	0.6
	MVIS® US Mortgage REITs	185		BlueStar® Solar Energy Industry	9		BlueStar® Glb. E-Brokers & DCM	0.3
	MVIS® US Listed Retail 25	147		BlueStar® E-Games	8			
	MVIS® Australia Banks (AUD)	129		MVIS® Global Circular Economy ESG	7			
	BlueStar® Travel and Vacation	106		MVIS® Global Future Healthcare ESG	6			
	MVIS® Global Hydrogen Economy ESG	103		MVIS® Global Space Industry ESG	6			
	BlueStar® Machine Learn. & Quantum Comp.	102		BlueStar® Autonomous Driving	6			
	MVIS® Global Gaming	97		BlueStar® Future of Food ESG	6			
	BlueStar® Top 10 US Banks	94		MVIS® Global Bionic Healthcare ESG	5			
	BlueStar® Hotels, Airlines, and Cruises	49		BlueStar® Genomic Health Care	5			

Source: MarketVector Indexes™. Data as end of December 2022. * in mln USD

*A licence agreement is required to use indexes, index data or trademarks for any commercial purpose, or for research and analysis, or for the issuance, launch, promotion or marketing of financial products such as exchange-traded products, mutual funds, certificates, derivatives, swaps, bonds or OTC products linked to or based on MVIS® Indexes. The information provided here reflects the list of licensed indexes with publically available assets under management.

MarketVector™ Index Family – licensed* products



Type	Underlying Index	AUM*	Type	Underlying Index	AUM*	Type	Underlying Index	AUM*	
Country	MVIS® Australia Equal Weight (AUD)	1,171	Digital Assets	MVIS® CC Bitcoin Benchmark Rate	328	Bond	MVIS® US Investment Grade Floating Rate	1,049	
	MVIS® Vietnam	415		MVIS® CC Ethereum Benchmark Rate	110		MVIS® MA US Inv. Grade Corp. Bond	12	
	BlueStar® Israel Global	60		MVIS® CC Bitcoin VWAP Close	90		MVIS® Moody's Analytics US BBB Corp. Bond	8	
	MVIS® GDP Africa	46		MVIS® CC TRON VWAP Close	53	Hard Assets	Type	Underlying Index	AUM*
	MVIS® Russia	35		MVIS® CC Ethereum VWAP Close	49		MVIS® Global Junior Gold Miners	4,553	
	MVIS® Indonesia	33		MVIS® CC Algorand VWAP Close	8		MVIS® US Listed Oil Services 25	2,548	
	MVIS® Australia SC Dividend Payers (AUD)	30		MVIS® CC Avalanche VWAP Close	3		MVIS® Global Agribusiness	1,354	
	MVIS® Brazil Small-Cap	25		MVIS® CC Crypto Leaders VWAP Close	3		MVIS® Global Rare Earth/Strategic Metals	729	
	MVIS® Egypt	23		MVIS® CC Solana VWAP Close	2		MVIS® Australia Resources (AUD)	211	
	MVIS® Russia Small-Cap	0.4		MVIS® CC Polkadot VWAP Close	1		MVIS® Global Uranium & Nuclear Energy	55	
	MarketVector™ Brazil Global Exposure (BRL)	0.2		MVIS® CC Polygon VWAP Close	1		MVIS® Global Oil Refiners	39	
	MarketVector™ Brazil Domestic Exposure (BRL)	0.16		MVIS® CC Chainlink VWAP Close	1		MVIS® North America Energy Infrastructure	30	
	MarketVector™ Brazil Small-Cap Value (BRL)	0.16		MVIS® CC Media & Entertainment Lead	1		MVIS® Global Clean-Tech Metals	23	
				MVIS® CC Smart Lead VWAP Close	0.5		BlueStar® Agribusiness 50	8	
				MVIS® CC Smart Contract Leaders Brazil	0.3				
				MVIS® CC FTX Token VWAP Close	0.02				
		MVIS® CC Terra VWAP Close	0.0004						

Source: MarketVector Indexes™. Data as end of December 2022. * in mln USD

*A licence agreement is required to use indexes, index data or trademarks for any commercial purpose, or for research and analysis, or for the issuance, launch, promotion or marketing of financial products such as exchange-traded products, mutual funds, certificates, derivatives, swaps, bonds or OTC products linked to or based on MVIS® Indexes. The information provided here reflects the list of licensed indexes with publically available assets under management.

Leadership Team



Steven Schoenfeld
CEO

Steven Schoenfeld joined MarketVector Indexes™ as CEO following its acquisition of BlueStar Indexes in August of 2020. Steven was the Founder and Chief Investment Officer of BlueStar which maintained a family of indexes for Global Technology Stocks and Israeli Equities & Bonds. Steven is a 36-year veteran of the investment management industry, having served in senior fiduciary positions at Northern Trust, where he oversaw more \$300 billion in quantitatively-managed global equity and fixed income portfolios, and at Barclays Global Investors (now Blackrock), where he managed more than \$70 billion in developed and emerging market stock index fund and ETFs. Previously, he led the team at IFC/World Bank which developed the first investable Emerging Market indexes, and traded Japanese stock index futures on the floor of the Singapore Exchange.

Steven is the author of Active Index Investing (Wiley Finance, 2004), co-author of The Pacific-Rim Futures and Options Markets (McGraw-Hill, 1992), and co-founder of IndexUniverse.com (now ETF.com). He has a BA in History and Government from Clark University, was a Fulbright Scholar in Economics at the National University of Singapore, and has an MA from the Johns Hopkins School of Advanced International Studies (SAIS).



Thomas Kettner
COO

Thomas Kettner is COO at MarketVector Indexes™ with global responsibility for the company's index business. He is an index expert with more than fifteen years of experience in the development and maintenance of indexes, with a focus on the development of indexes designed for financial products. He is supported by a team of index specialists with an average of five years of experience in index development, maintenance and marketing. Prior to joining MarketVector Indexes™ in 2012, Mr. Kettner held various positions at leading index providers such as Dow Jones Indexes and STOXX Ltd.

Mr. Kettner holds a degree in Economics from the University of Konstanz, Germany, and is a CIIA graduate.



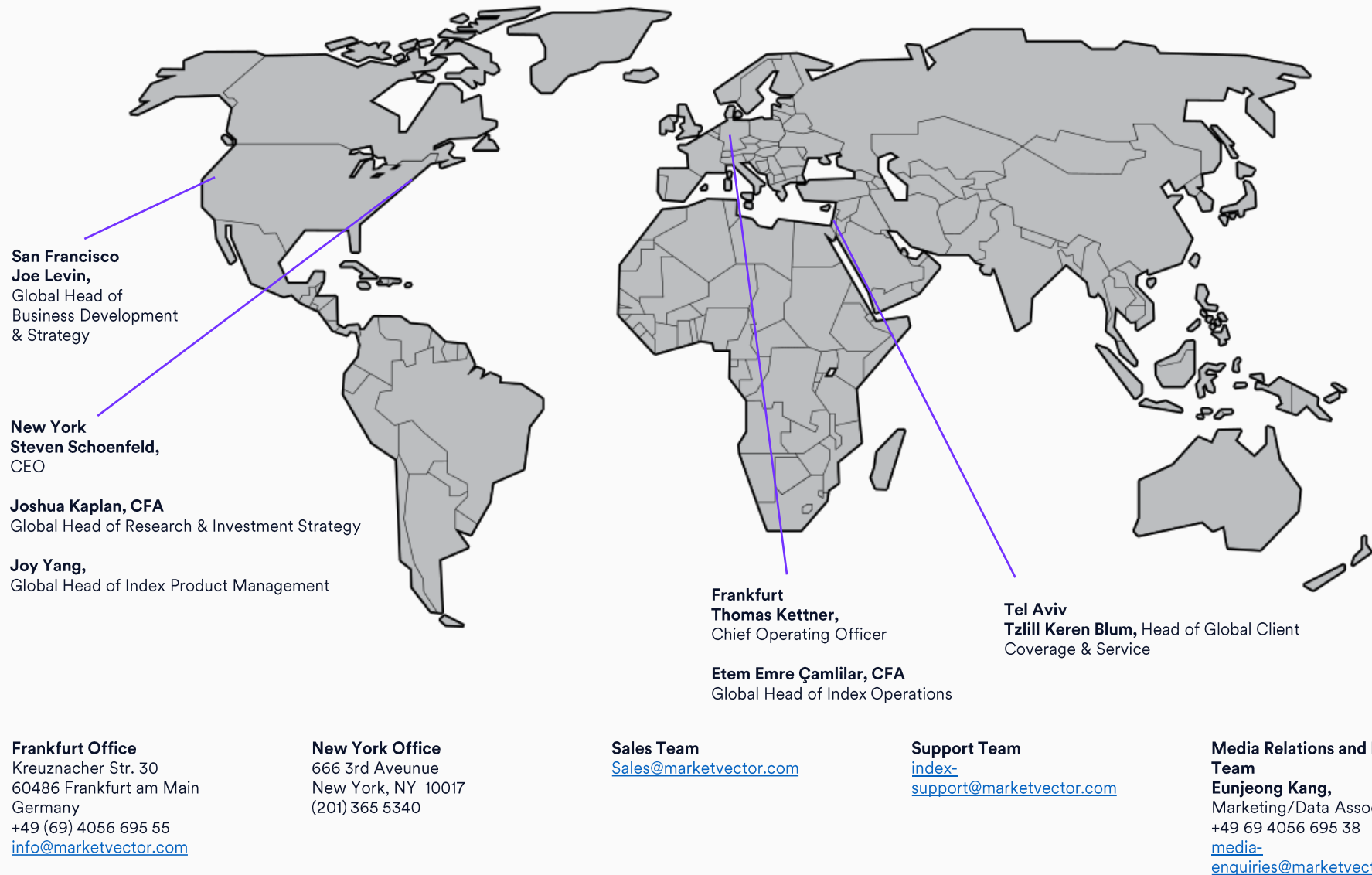
Torsten Hunke
Managing Director

Torsten Hunke joined MarketVector Indexes™ in 2014 to support the firm's index business as the European Legal Counsel and has served as Managing Director since 2016.

He has more than 15 years of experience as international banking regulatory and investment fund lawyer. Prior to joining MarketVector Indexes™, Mr. Hunke worked as a Director at Credit Suisse where he was responsible for the EMEA Asset Management Legal Department and for the legal affairs of Credit Suisse's two German investment companies. Earlier career milestones include positions at the Global Depository Department at Deutsche Bank AG and the investment funds and banking regulatory department at Linklaters in Frankfurt and London.

Mr. Hunke is an attorney at law and a member of the German Bar Association. He studied law at the Universities of Hannover, Brandenburg, and Le Havre (France).

Global Contacts



Map Source: Wikimedia Commons.

MarketVector™ Extended Index Family - calculated



Type	Underlying Index	Type	Underlying Index	Type	Underlying Index
Sector/Thematic Equity	BlueStar® 5G Communications	Sector/Thematic Equity	BlueStar® Global Robotics & 3D Printing	Sector/Thematic Equity	MVIS® Australia Banks (AUD)
	BlueStar® Artificial Intelligence		BlueStar® Hotels, Airlines, and Cruises		MVIS® Digital India
	BlueStar® Asia Technology		BlueStar® Hydrogen and NextGen Fuel Cell		MVIS® Global Bionic Healthcare ESG
	BlueStar® Autonomous Driving		BlueStar® Israel Global Technology		MVIS® Global Circular Economy ESG
	BlueStar® Big Data & Analytics		BlueStar® Israel Global Technology North America		MVIS® Global Digital Assets Equity
	BlueStar® China Internet Software		BlueStar® Israel Infrastructure		MVIS® Global Digital Assets Mining
	BlueStar® Data Center and Logistics Real Estate		BlueStar® Machine Learning and Quantum Computing		MVIS® Global Future Healthcare ESG
	BlueStar® Digital Advertising		BlueStar® Robotics		MVIS® Global Future of Food ESG
	BlueStar® E-Brokers and Digital Capital Markets		BlueStar® Solar Energy Industry		MVIS® Global Gaming
	BlueStar® E-Commerce US Leaders		BlueStar® Top 10 US Banks		MVIS® Global Hydrogen Economy ESG
	BlueStar® E-Games		BlueStar® Top 10 US List. Alt. Asset Mgr.		MVIS® Global Low Carbon Energy
	BlueStar® Electric Vehicle Industry		BlueStar® Top 10 US Residential Real Estate		MVIS® Global Space Industry ESG
	BlueStar® Europe Travel and Vacation		BlueStar® Total Security		MVIS® Global Video Gaming & eSports
	BlueStar® Fintech		BlueStar® Travel and Vacation		MVIS® Global Video Gaming & eSports (AUD)
	BlueStar® Genomic Health Care		BlueStar® US List. E-Brokers & DCM		MVIS® North America Cannabis Industry
	BlueStar® Global 5G Connectivity		BlueStar® US Listed Internet Infrastructure		MVIS® US Business Development Companies
	BlueStar® Glob. E-Brokers & DCM		BlueStar® US Machine Learn. & Quantum Comp.		MVIS® US Listed Biotech 25
	BlueStar® Global GreenTech		BlueStar® Wind Energy Industry		MVIS® US Listed Pharmaceutical 25
	BlueStar® Global Logistics		MarketVector™ Global Video Gaming & eSports ESG		MVIS® US Listed Retail 25
	BlueStar® Global Logistics Benchmark		MarketVector™ US Listed Emerging Tech. Strategy		MVIS® US Listed Semiconductor 10% Capped ESG
	BlueStar® Glob. Onl. Gamb. Vid. Gam. & eSports		MVIS® Australia A-REITs (AUD)		MVIS® US Listed Semiconductor 25
					MVIS® US Mortgage REITs

Source: MarketVector Indexes™. Data as end of December 2022.

MarketVector™ Extended Index Family - calculated



Type	Underlying Index	Type	Underlying Index	Type	Underlying Index
Country	BlueStar® Israel Global	Country	MVIS® Japan Equal Weight	Hard Assets	BlueStar® Agribusiness 50
	BlueStar® Israel Global Total Investable Market		MVIS® Kuwait		MarketVector™ Glb.Uranium and Nuclear Energy Infra.
	MarketVector™ Brazil Domestic Exposure (BRL)		MVIS® Malaysia		MVIS® Australia Resources (AUD)
	MarketVector™ Brazil Global Exposure (BRL)		MVIS® Mexico		MVIS® Global Agribusiness
	MarketVector™ Brazil Small-Cap Value (BRL)		MVIS® Mexico Equal Weight		MVIS® Global Clean-Tech Metals
	MVIS® Australia (AUD)		MVIS® Pakistan		MVIS® Global Clean-Tech Metals ex-China
	MVIS® Australia Equal Weight (AUD)		MVIS® Philippines		MVIS® Global Junior Gold Miners
	MVIS® Australia Small-Cap (AUD)		MVIS® Poland		MVIS® Global Oil Refiners
	MVIS® Australia Small-Cap Dividend Payers (AUD)		MVIS® Qatar		MVIS® Global Rare Earth/Strategic Metals
	MVIS® Australia Uncapped (AUD)		MVIS® Russia		MVIS® Global Uranium & Nuclear Energy
	MVIS® Brazil		MVIS® Russia Small-Cap		MVIS® North America Energy Infrastructure
	MVIS® Brazil Small-Cap		MVIS® South Africa		MVIS® US Listed Oil Services 25
	MVIS® Chile		MVIS® South Korea	Type	Underlying Index
	MVIS® Colombia		MVIS® South Korea Equal Weight	Bond	MVIS® MA US BBB Corp. Bond
	MVIS® Egypt		MVIS® Thailand		MVIS® MA US Inv. Grade Corp. Bond
	MVIS® GDP Africa		MVIS® Turkey		MVIS® US Investment Grade Floating Rate
	MVIS® Germany		MVIS® United Arab Emirates		
	MVIS® Germany Equal Weight		MVIS® United Kingdom		
	MVIS® India		MVIS® United Kingdom Equal Weight		
MVIS® Indonesia	MVIS® Vietnam				
MVIS® Japan	Solactive-BlueStar Israel Domestic Exposure				
	Solactive-BlueStar Israel Global Exposure				

Source: MarketVector Indexes™. Data as end of December 2022.

MarketVector™ Extended Index Family - calculated



Type	Underlying Index	Type	Underlying Index	Type	Underlying Index
Digital Assets	MarketVector™ Centralized Exchanges	Digital Assets	MVIS® CryptoCompare Ethereum	Digital Assets	MVIS® CryptoCompare TRON VWAP Close
	MarketVector™ Coinbase Bitcoin Benchmark Rate		MVIS® CryptoCompare Ethereum Benchmark Rate		MVIS® CryptoCompare XRP
	MarketVector™ Coinbase Ethereum Benchmark Rate		MVIS® CryptoCompare Ethereum VWAP Close		Weiss MVIS Top Tech Adoption Rating
	MVIS® CryptoCompare Algorand VWAP Close		MVIS® CryptoCompare FTX Token VWAP Close		
	MVIS® CryptoCompare Avalanche VWAP Close		MVIS® CC Global Bitcoin Benchmark Rate (AUD)		
	MVIS® CryptoCompare Bitcoin		MVIS® CC Global Ethereum Benchmark Rate (AUD)		
	MVIS® CryptoCompare Bitcoin Benchmark Rate		MVIS® CryptoCompare Infrastructure Application		
	MVIS® CryptoCompare Bitcoin VWAP Close		MVIS® CC Infrastructure Application Leaders		
	MVIS® CryptoCompare Chainlink VWAP Close		MVIS® CryptoCompare Media & Entertainment		
	MVIS® Cryptocompare Crypto Leaders VWAP Close		MVIS® CryptoCompare Media & Entertainment Leaders		
	MVIS® CryptoCompare Decentralized Finance		MVIS® CC Media & Entertainment Leaders Brazil		
	MVIS® CryptoCompare Decentralized Finance Leaders		MVIS® CryptoCompare NEAR VWAP Close		
	MVIS® CryptoCompare DeFi 20		MVIS® CryptoCompare Optimum Global Cryptoasset		
	MVIS® CryptoCompare Digital Asset Select		MVIS® CryptoCompare Polkadot VWAP Close		
	MVIS® CryptoCompare Digital Assets 10		MVIS® CryptoCompare Polygon VWAP Close		
	MVIS® CryptoCompare Digital Assets 100		MVIS® CryptoCompare Smart Contract		
	MVIS® CryptoCompare Digital Assets 100 Large-Cap		MVIS® CryptoCompare Smart Contract Leaders		
	MVIS® CryptoCompare Digital Assets 100 Mid-Cap		MVIS® CryptoCompare Smart Contract Leaders Brazil		
	MVIS® CryptoCompare Digital Assets 100 Small-Cap		MVIS® CC Smart Contract Leaders VWAP Close		
	MVIS® CryptoCompare Digital Assets 25		MVIS® CryptoCompare Solana VWAP Close		
	MVIS® CryptoCompare Digital Assets 5		MVIS® CryptoCompare Terra VWAP Close		

Source: MarketVector Indexes™. Data as end of December 2022.

Important Disclosure



Copyright © 2023 by MarketVector Indexes GmbH ("MarketVector") All rights reserved. The MarketVector family of indexes (MarketVector™, BlueStar®, MVIS®) is protected through various intellectual property rights and unfair competition and misappropriation laws. MVIS® is a registered trademark of Van Eck Associates Corporation that has been licensed to MarketVector. MarketVector™ and MarketVector Indexes™, are pending trademarks of Van Eck Associates Corporation. BlueStar®, BlueStar Indexes®, BIGI® and BIGITech® are trademarks of MarketVector Indexes GmbH. Redistribution, reproduction and/or photocopying in whole or in part are prohibited without written permission. All information provided by MarketVector is impersonal and not tailored to the needs of any person, entity or group of persons. MarketVector receives compensation in connection with licensing its indexes to third parties. You require a license from MarketVector to launch any product that is linked to a MarketVector™ Index to use the index data for any business purpose and for all use of the MarketVector™ name or name of the MarketVector™ Index. Past performance of an index is not a guarantee of future results.

It is not possible to invest directly in an index. Exposure to an asset class represented by an index is available through investable instruments based on that index. MarketVector does not sponsor, endorse, sell, promote or manage any investment fund or other investment vehicle that is offered by third parties and that seeks to provide an investment return based on the performance of any index. MarketVector makes no assurance that investment products based on the index will accurately track index performance or provide positive investment returns. MarketVector is not an investment advisor, and it makes no representation regarding the advisability of investing in any such investment fund or other investment vehicle. A decision to invest in any such investment fund or other investment vehicle should not be made in reliance on any of the statements set forth in this document.

Prospective investors are advised to make an investment in any such fund or other vehicle only after carefully considering the risks associated with investing in such funds, as detailed in an offering memorandum or similar document that is prepared by or on behalf of the issuer of the investment fund or other vehicle. Inclusion of a security within an index is not a recommendation by MarketVector to buy, sell, or hold such security, nor is it considered to be investment advice.

These materials have been prepared solely for informational purposes based upon information generally available to the public from sources believed to be reliable. No content contained in these materials (including index data, ratings, credit-related analyses and data, model, software or other application or output therefrom) or any part thereof (Content) may be modified, reverse-engineered, reproduced or distributed in any form by any means, or stored in a database or retrieval system, without the prior written permission of MarketVector Indexes™. The Content shall not be used for any unlawful or unauthorized purposes. MarketVector and its third-party data providers and licensors (collectively "MarketVector Parties") do not guarantee the accuracy, completeness, timeliness or availability of the Content. MarketVector are not responsible for any errors or omissions, regardless of the cause, for the results obtained from the use of the Content. THE CONTENT IS PROVIDED ON AN "AS IS" BASIS. MARKETVECTOR PARTIES DISCLAIM ANY AND ALL EXPRESS OR IMPLIED WARRANTIES, INCLUDING, BUT NOT LIMITED TO, ANY WARRANTIES OF MERCHANTABILITY OR FITNESS FOR A PARTICULAR PURPOSE OR USE, FREEDOM FROM BUGS, SOFTWARE ERRORS OR DEFECTS, THAT THE CONTENT'S FUNCTIONING WILL BE UNINTERRUPTED OR THAT THE CONTENT WILL OPERATE WITH ANY SOFTWARE OR HARDWARE CONFIGURATION. In no event shall MarketVector Parties be liable to any party for any direct, indirect, incidental, exemplary, compensatory, punitive, special or consequential damages, costs, expenses, legal fees, or losses (including, without limitation, lost income or lost profits and opportunity costs) in connection with any use of the Content even if advised of the possibility of such damages.