

BlueStar® China Internet Software Index

The BlueStar® China Internet Software Index (BCHNQ) tracks the performance of the largest and most liquid software companies domiciled, incorporated, or headquartered in China or Hong Kong. This is a modified market cap-weighted index, and only includes companies that generate at least 50% of their revenue from products or services related to the internet software industry, such as e-commerce, cloud-based software, online entertainment, data processing, or home entertainment software.

Key Features



All Time High/Low **52-Week High/Low**

Total Return Net Index 854.92/99.98 485.44/193.93

Size and Liquidity Requirements

Float-adjusted market capitalization of at least 500 mIn USD. Six-month average-daily-value-traded of at least 1 mIn USD.

Universe

Companies must operate in the internet or software industries.

Diversification

Companies are weighted by float-adjusted market capitalization with a maximum component weight of 6%.

Review

Semi-annual in June and December.

Index Data

INDEX PARAMETERS

Launch Date	31 May 2022	Components	45
Type	Sector	Volatility (250 days)	59.79
Currency	USD	Full MCap bn USD	1,170.59
Base Date	28 Jun 2013	Float MCap bn USD	748.05
Base Value	100.00	Correlation* (250 days)	0.00

* -

FUNDAMENTALS*

Price/Earnings Trailing	-35.97
Price/Book	2.05
Price/Sales	1.86
Price/Cash Flow	10.02
Dividend Yield	0.28

* as of 31 Jul 2022

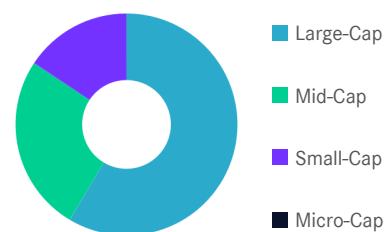
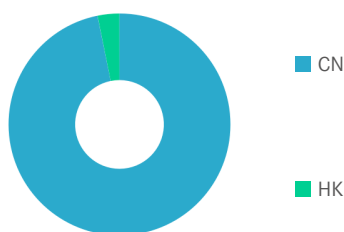
ANNUALISED PERFORMANCE*

1 Month	-14.61%
1 Year	-44.34%
3 Years	-0.58%
5 Years	-4.35%
7 Years	10.72%

* Total Return Net Index

Country and Size Weightings

Country	Count	Weight
China	43	96.82%
Hong Kong	2	3.18%

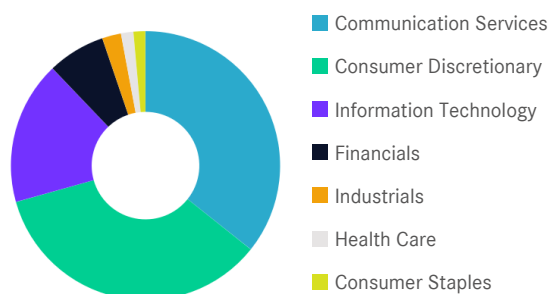


Size	Count	Weight
Large-Cap (> 6 bn)	15	58.55%
Mid-Cap (1.5 bn - 6 bn)	17	25.79%
Small-Cap (0.2 bn - 1.5 bn)	13	15.67%
Micro-Cap (0.0 bn - 0.2 bn)	0	0.00%

BlueStar[®] China Internet Software Index

Sector Weightings

Sector	Count	Weight
Communication Services	14	35.72%
Consumer Discretionary	10	34.93%
Information Technology	13	17.22%
Financials	5	6.93%
Industrials	1	2.28%
Health Care	1	1.48%
Consumer Staples	1	1.44%



Index Components

Top Components by Weight	Country	Weight	Best Performing Components	YTD	1 Day
JD.COM INC	KY	6.87%	XD Inc	-51.22%	5.09%
Meituan Dianping	CN	6.11%	Ming Yuan Cloud Group Holdings Ltd	-61.48%	4.11%
ALIBABA GROUP HOLDING-SP ADR	KY	6.00%	Dingdong (Cayman) Limited ADR	-71.00%	3.99%
BAIDU INC - SPON ADR	KY	5.98%	KINGSOFT CORP LTD	-23.24%	2.73%
NETEASE INC-ADR	KY	5.34%	China Literature Ltd	-37.47%	2.15%
TENCENT HOLDINGS LTD	KY	5.28%			
Pinduoduo Inc ADS	CN	4.29%			
Kuaishou Technology Class B	CN	3.86%			
Trip.com Group Ltd	CN	3.42%			
Full Truck Alliance Co. Ltd. ADR	CN	2.28%			
Kingdee International Software Group	CN	2.03%			
BILIBILI INC-SPONSORED ADR	KY	2.02%			
Subtotal		53.49%			
			Worst Performing Components	YTD	1 Day
			Full Truck Alliance Co. Ltd. ADR	-4.42%	-6.87%
			UP FINTECH HOLDING LTD - ADR	-25.46%	-6.63%
			KANZHUN LIMITED ADR	-42.83%	-6.56%
			Lufax Holding Ltd ADR	-19.89%	-5.54%
			360 DigiTech, Inc.	-37.17%	-5.03%

Symbols

	Symbol	ISIN	WKN	Sedol	Bloomberg	Reuters	Telekurs
Price Index	BCHNQ	DE000A30A020	A30A02	BL54G72	BCHNQ	.BCHNQ	118227299
Total Return Net	BCHNQNTR	DE000A3CLJ39	A3CLJ3	BLNPNH6	BCHNQNTR	.BCHNQNTR	57061605
Total Return Gross	-	-	-	-	-	-	-

For further information visit www.marketvector.com

Nothing on this factsheet shall be considered a solicitation to buy or an offer to sell a security, or any other product or service, to any person in any jurisdiction where such offer, solicitation, purchase or sale would be unlawful under the laws of such jurisdiction. Neither MarketVector Indexes GmbH nor any of its licensors makes any warranties or representations, express or implied, to the user with respect to any of the data contained herein. The data is provided for informational purposes only, and the Company shall not be responsible or liable for the accuracy, usefulness or availability of any information transmitted or made available through it. The MarketVector[™] family of indexes (MarketVector[™], BlueStar[®], MVIS[®]) is protected through various intellectual property rights and unfair competition and misappropriation laws. MVIS[®] is a registered trademark of Van Eck Associates Corporation that has been licensed to MarketVector Indexes GmbH. MarketVector[™] and MarketVector Indexes[™] are pending trademarks of Van Eck Associates Corporation. BlueStar[®], BlueStar Indexes[®], BIGI[®] and BIGITech[®] are trademarks of MarketVector Indexes GmbH. You require a licence to launch any product whose performance is linked to the value of a particular MarketVector[™] Index and for all use of the MarketVector[™] name or name of the MarketVector[™] Index in the marketing of the product.