

BlueStar® Big Data & AI Index

The BlueStar® Big Data & AI Index (BDAI) tracks the performance of companies that are involved in the Big Data and Artificial Intelligence industries.

Key Features



Index 465.05/98.75 423.62/227.25

Size and Liquidity Requirements

Full MCap of at least 150 mln USD. Three month average-daily-trading volume of at least 1 mln USD at a review and also at the previous two reviews. At least 250,000 shares traded per month over the last six months at a review and also at the previous two reviews.

Universe

Companies that derive at least 50% revenues from Machine Learning and Artificial Intelligence.

Diversification

Company weights are capped at 15%.

Review

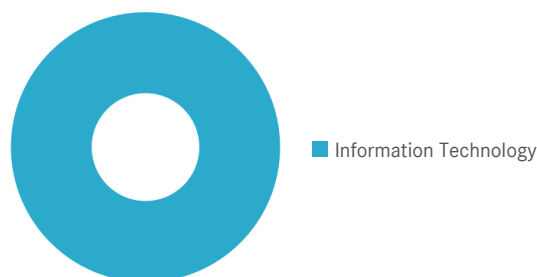
Quarterly.

Index Data

INDEX PARAMETERS				FUNDAMENTALS*		ANNUALISED PERFORMANCE*	
Launch Date	14 Jul 2023	Components	13	Price/Earnings Trailing	-72.91	1 Month	-8.32%
Type	Sector	Volatility (250 days)	30.17	Price/Book	14.05	1 Year	56.64%
Currency	USD	Full MCap bn USD	490.32	Price/Sales	6.83	3 Years	7.47%
Base Date	30 Jun 2017	Float MCap bn USD	300.30	Price/Cash Flow	40.81	5 Years	14.16%
Base Value	100.00	Correlation* (250 days)	0.00	Dividend Yield	0.14	7 Years	20.91%
* -				* as of 30 Apr 2024		* Total Return Net Index	

Sector Weightings

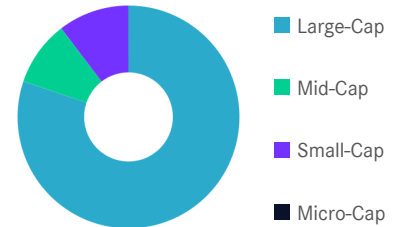
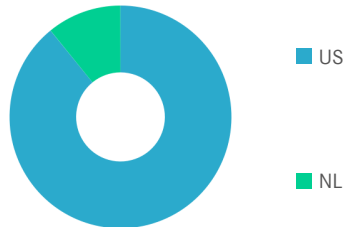
Sector	Count	Weight
Information Technology	13	100.00%



BlueStar® Big Data & AI Index

Country and Size Weightings

Country	Count	Weight
United States	12	89.14%
Netherlands	1	10.86%



Size	Count	Weight
Large-Cap (> 6 bn)	8	80.20%
Mid-Cap (1.5 bn - 6 bn)	1	9.43%
Small-Cap (0.2 bn - 1.5 bn)	4	10.37%
Micro-Cap (0.0 bn - 0.2 bn)	0	0.00%

Index Components

Top Components by Weight	Country	Weight	Best Performing Components	YTD	1 Day
ORACLE CORP	US	11.53%	APPIAN CORP	-14.39%	1.83%
ELASTIC NV	NL	10.86%	ELASTIC NV	-5.90%	1.01%
MICROSTRATEGY INC-CL A	US	10.51%	SNOWFLAKE INC	-21.03%	0.82%
SNOWFLAKE INC	US	10.44%	TERADATA CORP	-24.11%	0.43%
CONFLUENT INC-CLASS A	US	9.67%	COUCHBASE INC	15.72%	0.31%
MONGODB INC	US	9.57%			
TERADATA CORP	US	9.43%			
INFORMATICA INC	US	8.90%	Worst Performing Components	YTD	1 Day
PALANTIR TECHNOLOGIES INC	US	8.73%	MICROSTRATEGY INC-CL A	86.90%	-6.58%
APPIAN CORP	US	4.00%	BIGBEAR.AI HOLDINGS INC	-35.05%	-6.08%
COUCHBASE INC	US	3.18%	CONFLUENT INC-CLASS A	25.73%	-5.19%
BIGBEAR.AI HOLDINGS INC	US	2.48%	DOMO INC - CLASS B	-30.32%	-2.58%
Subtotal		99.28%	PALANTIR TECHNOLOGIES INC	19.98%	-2.55%

Symbols

	Symbol	ISIN	WKN	Sedol	Bloomberg	Reuters	Telekurs
Price Index	BDAI	DE000SL0HN42	SL0HN4	BMB11D5	BDAI	.BDAI	128264894
Total Return Net	BDAITR	DE000SL0HN59	SL0HN5	BMB11H9	BDAITR	.BDAITR	128267200
Total Return Gross	-	-	-	-	-	-	-

BlueStar® Big Data & AI Index

For further information visit www.marketvector.com

Nothing on this factsheet shall be considered a solicitation to buy or an offer to sell a security, or any other product or service, to any person in any jurisdiction where such offer, solicitation, purchase or sale would be unlawful under the laws of such jurisdiction. Neither MarketVector Indexes GmbH nor any of its licensors makes any warranties or representations, express or implied, to the user with respect to any of the data contained herein. The data is provided for informational purposes only, and the Company shall not be responsible or liable for the accuracy, usefulness or availability of any information transmitted or made available through it. The MarketVector™ family of indexes (MarketVector™, BlueStar®, MVIS®) is protected through various intellectual property rights and unfair competition and misappropriation laws. MVIS® is a registered trademark of Van Eck Associates Corporation that has been licensed to MarketVector Indexes GmbH. MarketVector™ and MarketVector Indexes™ are pending trademarks of Van Eck Associates Corporation. BlueStar®, BlueStar Indexes®, BIGI® and BIGITech® are trademarks of MarketVector Indexes GmbH. You require a licence to launch any product whose performance is linked to the value of a particular MarketVector™ Index and for all use of the MarketVector™ name or name of the MarketVector™ Index in the marketing of the product.