

## BlueStar<sup>®</sup> Big Data & Analytics Index

The BlueStar<sup>®</sup> Big Data & Analytics Index (BDATA) tracks the performance of the largest and most liquid companies in the global big data analytics industry. This is a modified market cap-weighted index, and only includes companies that generate at least 50% of their revenue from products or services related to big data and analytics, such as database management, data platforms, dev-ops, big data analytics, or API management.

### Key Features



**All Time High/Low**      **52-Week High/Low**

**Total Return Net Index**    617.23/76.29                      617.23/249.83

#### Size and Liquidity Requirements

Full market capitalization of at least 500 mln USD. 3-month average-daily-value-traded of at least 3 mln USD.

#### Universe

Companies have to derive 50% (25% for current components) of revenue or operating activity from solutions focused on: database management, data platforms, big data analytics, or API management.

#### Diversification

Companies are equally weighted.

#### Review

Semi-annual in June and December.

### Index Data

#### INDEX PARAMETERS

<b>Launch Date</b>	09 Mar 2021	<b>Components</b>	32
<b>Type</b>	Sector	<b>Volatility</b> (250 days)	49.13
<b>Currency</b>	USD	<b>Full MCap</b> bn USD	328.84
<b>Base Date</b>	31 Dec 2015	<b>Float MCap</b> bn USD	205.59
<b>Base Value</b>	100.00	<b>Correlation*</b> (250 days)	0.09

\* Indxx Global Robotics & Artificial Intelligence Thematic

#### FUNDAMENTALS\*

<b>Price/Earnings Trailing</b>	-10.87
<b>Price/Book</b>	2.91
<b>Price/Sales</b>	2.77
<b>Price/Cash Flow</b>	26.62
<b>Dividend Yield</b>	0.45

\* as of 31 Jul 2022

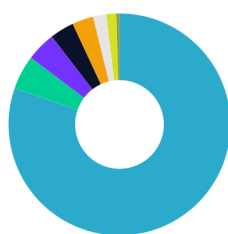
#### ANNUALISED PERFORMANCE\*

<b>1 Month</b>	7.81%
<b>1 Year</b>	-36.29%
<b>3 Years</b>	11.59%
<b>5 Years</b>	20.67%
<b>7 Years</b>	19.84%

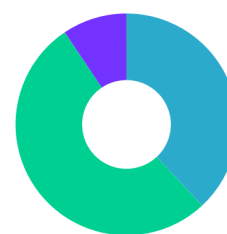
\* Total Return Net Index

### Country and Size Weightings

Country	Count	Weight
United States	24	80.32%
United Kingdom	2	4.95%
Israel	1	4.29%
Netherlands	1	3.52%
Jersey	1	3.09%
Cayman Islands	1	1.95%
France	1	1.42%
Germany	1	0.46%



■ US  
■ GB  
■ IL  
■ NL  
■ JE  
■ KY  
■ FR  
■ DE



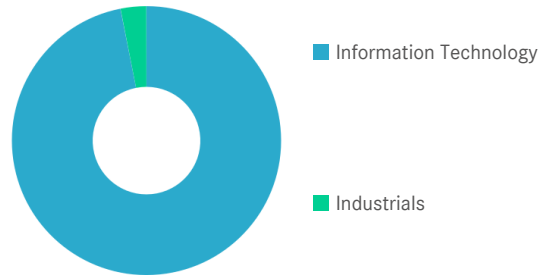
■ Large-Cap  
■ Mid-Cap  
■ Small-Cap  
■ Micro-Cap

Size	Count	Weight
Large-Cap (> 6 bn)	11	38.06%
Mid-Cap (1.5 bn - 6 bn)	17	52.54%
Small-Cap (0.2 bn - 1.5 bn)	4	9.40%
Micro-Cap (0.0 bn - 0.2 bn)	0	0.00%

## BlueStar<sup>®</sup> Big Data & Analytics Index

### Sector Weightings

Sector	Count	Weight
Information Technology	31	96.91%
Industrials	1	3.09%



### Index Components

Top Components by Weight	Country	Weight	Best Performing Components	YTD	1 Day
CONFLUENT INC-CLASS A	US	4.58%	FASTLY INC - CLASS A	-66.04%	6.83%
MICROSTRATEGY INC-CL A	US	4.45%	SPROUT SOCIAL INC	-29.14%	4.71%
ATLASSIAN CORPORATION PLC	GB	4.37%	Kingsoft Cloud Holdings Limited ADR	-78.16%	4.56%
JFROG LTD	IL	4.29%	BRAZE INC-A	-36.21%	4.46%
BRAZE INC-A	US	4.25%	ATLASSIAN CORPORATION PLC	-26.74%	4.01%
CLOUDFLARE INC - CLASS A	US	4.20%			
GITLAB INC-CL A	US	4.16%			
NEW RELIC INC	US	4.05%			
SNOWFLAKE INC	US	3.96%			
MONGODB INC	US	3.82%			
SPROUT SOCIAL INC	US	3.56%			
ELASTIC NV	NL	3.52%			
<b>Subtotal</b>		49.22%			
			Worst Performing Components	YTD	1 Day
			Palantir Technologies Inc. Class A	-46.07%	-14.24%
			INFORMATICA INC	-38.21%	-2.64%
			TERADATA CORP	-17.21%	-1.54%
			GB Group PLC	-38.64%	-1.37%
			CLOUDFLARE INC - CLASS A	-43.97%	-0.75%

### Symbols

	Symbol	ISIN	WKN	Sedol	Bloomberg	Reuters	Telekurs
<b>Price Index</b>	BDATA	DE000SLOCR1	SLOCR1	BKPKKV5	BDATA	.BDATA	110077177
<b>Total Return Net</b>	BDATANTR	DE000SLOCRM9	SLOCRM	BKPKKW6	BDATANTR	.BDATANTR	110077180
<b>Total Return Gross</b>	BDATATR	DE000SLOCSPO	SLOCSPO	BKP84Z1	BDATATR	.BDATATR	110077199

For further information visit [www.marketvector.com](http://www.marketvector.com)

Nothing on this factsheet shall be considered a solicitation to buy or an offer to sell a security, or any other product or service, to any person in any jurisdiction where such offer, solicitation, purchase or sale would be unlawful under the laws of such jurisdiction. Neither MarketVector Indexes GmbH nor any of its licensors makes any warranties or representations, express or implied, to the user with respect to any of the data contained herein. The data is provided for informational purposes only, and the Company shall not be responsible or liable for the accuracy, usefulness or availability of any information transmitted or made available through it. The MarketVector<sup>™</sup> family of indexes (MarketVector<sup>™</sup>, BlueStar<sup>®</sup>, MVIS<sup>®</sup>) is protected through various intellectual property rights and unfair competition and misappropriation laws. MVIS<sup>®</sup> is a registered trademark of Van Eck Associates Corporation that has been licensed to MarketVector Indexes GmbH. MarketVector<sup>™</sup> and MarketVector Indexes<sup>™</sup> are pending trademarks of Van Eck Associates Corporation. BlueStar<sup>®</sup>, BlueStar Indexes<sup>®</sup>, BIGI<sup>®</sup> and BIGITech<sup>®</sup> are trademarks of MarketVector Indexes GmbH. You require a licence to launch any product whose performance is linked to the value of a particular MarketVector<sup>™</sup> Index and for all use of the MarketVector<sup>™</sup> name or name of the MarketVector<sup>™</sup> Index in the marketing of the product.