

BlueStar® Data Center and Logistics Real Estate Index

The BlueStar Data Center and Logistics Real Estate Index (BDLRT) tracks the performance of the largest and most liquid companies in the real estate and data industries. This is a modified market cap-weighted index, and only includes real estate companies that generate at least 50% of their revenue from ownership or operation activities relating to data centers and or logistics and warehouses, such as data center real estate ownership or operations, or logistics or industrial warehouse real estate ownership or operations.

Key Features



All Time High/Low **52-Week High/Low**

Total Return Net Index 357.80/98.57 357.80/256.86

Size and Liquidity Requirements

Float-adjusted market capitalization of at least 500 mIn USD. Six-month average-daily-value-traded of at least 2 mIn USD.

Universe

Companies have to generate at least 50% of revenues or 50% of operating assets from data center or logistics/warehousing real estate or facility management.

Diversification

Companies are weighted by float-adjusted market capitalization with a maximum component weight of 7.55%.

Review

Semi-annual in June and December.

Index Data

INDEX PARAMETERS

Launch Date	05 May 2022	Components	39
Type	Sector	Volatility (250 days)	18.38
Currency	USD	Full MCap bn USD	406.38
Base Date	31 Dec 2013	Float MCap bn USD	279.70
Base Value	100.00	Correlation* (250 days)	0.52

* S&P Global 1200 Air Freight and Logistics

FUNDAMENTALS*

Price/Earnings Trailing	16.95
Price/Book	2.02
Price/Sales	7.69
Price/Cash Flow	21.11
Dividend Yield	2.48

* as of 31 Jul 2022

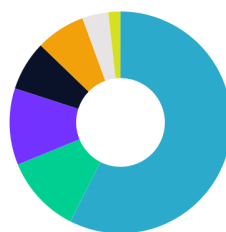
ANNUALISED PERFORMANCE*

1 Month	4.48%
1 Year	-14.19%
3 Years	8.27%
5 Years	10.43%
7 Years	12.77%

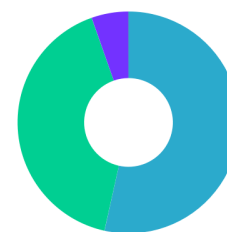
* Total Return Net Index

Country and Size Weightings

Country	Count	Weight
United States	17	57.45%
Australia	3	11.36%
Japan	9	11.17%
United Kingdom	4	7.25%
Cayman Islands	2	7.21%
Canada	3	3.81%
Belgium	1	1.75%



■ US
■ AU
■ JP
■ GB
■ KY
■ CA
■ BE



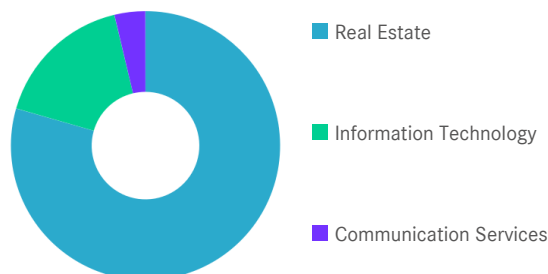
■ Large-Cap
■ Mid-Cap
■ Small-Cap
■ Micro-Cap

Size	Count	Weight
Large-Cap (> 6 bn)	13	53.50%
Mid-Cap (1.5 bn - 6 bn)	21	41.12%
Small-Cap (0.2 bn - 1.5 bn)	5	5.39%
Micro-Cap (0.0 bn - 0.2 bn)	0	0.00%

BlueStar® Data Center and Logistics Real Estate Index

Sector Weightings

Sector	Count	Weight
Real Estate	34	79.47%
Information Technology	4	16.81%
Communication Services	1	3.72%



Index Components

Top Components by Weight	Country	Weight	Best Performing Components	YTD	1 Day
PROLOGIS INC	US	8.00%	DIGITALBRIDGE GROUP INC	-34.33%	3.40%
EQUINIX INC	US	7.93%	IRON MTN INC	5.87%	3.23%
DIGITAL REALTY TRUST INC	US	7.50%	DREAM INDUSTRIAL REAL ESTATE	-24.83%	2.95%
GOODMAN GROUP ORD UNIT	AU	6.08%	LONDONMETRIC PROPERTY PLC	-21.91%	2.61%
SWITCH INC	US	4.94%	SUMMIT INDUSTRIAL INCOME REI	-20.18%	2.36%
NEXTDC LTD	AU	4.66%			
DUKE REALTY CORP	US	4.50%			
GDS HOLDINGS LTD	KY	4.09%			
DIGITALBRIDGE GROUP INC	US	4.04%			
SEGRO PLC	GB	3.93%			
COGENT COMMUNICATIONS HOLDINGS INC	US	3.72%			
IRON MTN INC	US	3.54%			
Subtotal		62.92%			
			Worst Performing Components	YTD	1 Day
			GOODMAN GROUP ORD UNIT	-26.22%	-2.13%
			CENTURIA INDUSTRIAL REIT	-30.38%	-1.73%
			GDS HOLDINGS LTD	-39.57%	-1.72%
			IND & INFRA FU/D	-27.95%	-0.91%
			LXP INDUSTRIAL TRUST	-29.88%	-0.65%

Symbols

	Symbol	ISIN	WKN	Sedol	Bloomberg	Reuters	Telekurs
Price Index	BDLRT	DE000SLOFUL8	SLOFUL	BQ0GRW0	BDLRT	.BDLRT	118655359
Total Return Net	BDLRTNTR	DE000SLA8KU3	SLA8KU	BMGR547	BDLRTNTR	.BDLRTNTR	49384187
Total Return Gross	-	-	-	-	-	-	-

For further information visit www.marketvector.com

Nothing on this factsheet shall be considered a solicitation to buy or an offer to sell a security, or any other product or service, to any person in any jurisdiction where such offer, solicitation, purchase or sale would be unlawful under the laws of such jurisdiction. Neither MarketVector Indexes GmbH nor any of its licensors makes any warranties or representations, express or implied, to the user with respect to any of the data contained herein. The data is provided for informational purposes only, and the Company shall not be responsible or liable for the accuracy, usefulness or availability of any information transmitted or made available through it. The MarketVector™ family of indexes (MarketVector™, BlueStar®, MVIS®) is protected through various intellectual property rights and unfair competition and misappropriation laws. MVIS® is a registered trademark of Van Eck Associates Corporation that has been licensed to MarketVector Indexes GmbH. MarketVector™ and MarketVector Indexes™ are pending trademarks of Van Eck Associates Corporation. BlueStar®, BlueStar Indexes®, BIGI® and BIGITech® are trademarks of MarketVector Indexes GmbH. You require a licence to launch any product whose performance is linked to the value of a particular MarketVector™ Index and for all use of the MarketVector™ name or name of the MarketVector™ Index in the marketing of the product.