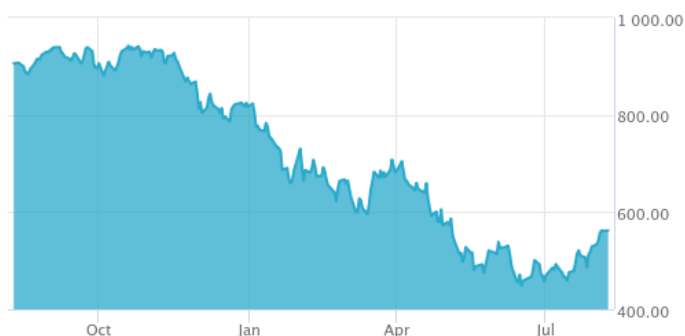


BlueStar[®] E-Commerce US Leaders Index

The BlueStar[®] E-Commerce US Leaders Index (BECOM) tracks the performance of the largest and most liquid US-incorporated and US-listed companies in the E-Commerce industry. This is a modified market cap-weighted index, and only includes companies that generate at least 50% of their revenue from e-commerce services, such as internet market places and market place platforms, internet-based payment services, internet booking and streaming services, or e-commerce optimization and fulfillment software.

Key Features



All Time High/Low **52-Week High/Low**

Total Return Net Index 952.02/100.00 942.26/449.02

Size and Liquidity Requirements

Float-adjusted market capitalization of at least 1 bln USD. Six-month average-daily-value-traded of at least 1 mln USD.

Universe

Companies have to operate e-commerce websites or offer products or services that support e-commerce.

Diversification

Companies are weighted by float-adjusted market capitalization with a maximum component weight of 10%.

Review

Semi-annual in June and December.

Index Data

INDEX PARAMETERS

Launch Date	05 May 2022	Components	51
Type	Sector	Volatility (250 days)	35.13
Currency	USD	Full MCap bn USD	3,068.46
Base Date	28 Dec 2012	Float MCap bn USD	2,277.68
Base Value	100.00	Correlation* (250 days)	0.92

* EQM Online Retail

FUNDAMENTALS*

Price/Earnings Trailing	104.26
Price/Book	4.66
Price/Sales	1.92
Price/Cash Flow	17.19
Dividend Yield	0.39

* as of 31 Jul 2022

ANNUALISED PERFORMANCE*

1 Month	15.28%
1 Year	-38.10%
3 Years	4.40%
5 Years	11.22%
7 Years	19.68%

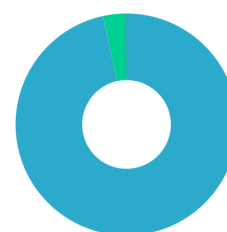
* Total Return Net Index

Country and Size Weightings

Country	Count	Weight
United States	51	100.00%



■ US



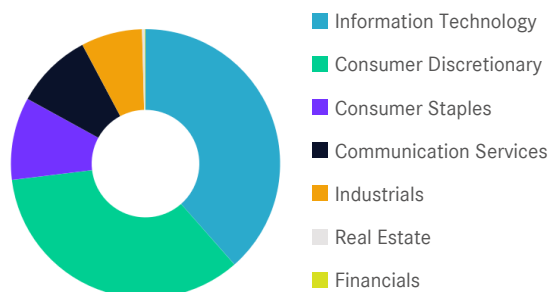
■ Large-Cap
■ Mid-Cap
■ Small-Cap
■ Micro-Cap

Size	Count	Weight
Large-Cap (> 6 bn)	32	96.62%
Mid-Cap (1.5 bn - 6 bn)	19	3.38%
Small-Cap (0.2 bn - 1.5 bn)	0	0.00%
Micro-Cap (0.0 bn - 0.2 bn)	0	0.00%

BlueStar® E-Commerce US Leaders Index

Sector Weightings

Sector	Count	Weight
Information Technology	22	38.52%
Consumer Discretionary	14	34.55%
Consumer Staples	1	9.93%
Communication Services	7	9.24%
Industrials	4	7.35%
Real Estate	2	0.31%
Financials	1	0.10%



Index Components

Top Components by Weight	Country	Weight	Best Performing Components	YTD	1 Day
AMAZON.COM INC	US	10.95%	WAYFAIR INC	-62.18%	15.31%
WALMART INC	US	9.93%	Toast, Inc.	-49.18%	6.52%
SALESFORCE.COM INC	US	9.54%	WILLIAMS-SONOMA INC	-7.02%	5.29%
PayPal Holdings Inc.	US	7.88%	AVIDXCHANGE HOLDINGS INC	-44.22%	5.26%
SERVICENOW INC	US	6.35%	PEGASYSTEMS INC	-63.55%	4.54%
NETFLIX INC	US	6.30%			
Booking Holdings Inc	US	5.68%			
UBER TECHNOLOGIES INC	US	4.94%			
TARGET CORP	US	4.83%			
Fiserv Inc	US	3.78%			
BLOCK INC	US	3.25%			
Airbnb, Inc. Class A	US	3.24%			
Subtotal		76.67%			
			Worst Performing Components	YTD	1 Day
			DOORDASH INC	-49.27%	-5.92%
			CHEGG INC	-26.91%	-4.87%
			BLOCK INC	-47.06%	-2.54%
			LYFT INC	-53.59%	-2.22%
			CARVANA CO	-79.96%	-1.11%

Symbols

	Symbol	ISIN	WKN	Sedol	Bloomberg	Reuters	Telekurs
Price Index	BECOM	DE000SLOFUM6	SLOFUM	BQ0GRX1	BECOM	.BECOM	118655360
Total Return Net	BECOMNTR	DE000SLA6176	SLA617	BMGR536	BECOMNTR	.BECOMNTR	43734080
Total Return Gross	-	-	-	-	-	-	-

For further information visit www.marketvector.com

Nothing on this factsheet shall be considered a solicitation to buy or an offer to sell a security, or any other product or service, to any person in any jurisdiction where such offer, solicitation, purchase or sale would be unlawful under the laws of such jurisdiction. Neither MarketVector Indexes GmbH nor any of its licensors makes any warranties or representations, express or implied, to the user with respect to any of the data contained herein. The data is provided for informational purposes only, and the Company shall not be responsible or liable for the accuracy, usefulness or availability of any information transmitted or made available through it. The MarketVector™ family of indexes (MarketVector™, BlueStar®, MVIS®) is protected through various intellectual property rights and unfair competition and misappropriation laws. MVIS® is a registered trademark of Van Eck Associates Corporation that has been licensed to MarketVector Indexes GmbH. MarketVector™ and MarketVector Indexes™ are pending trademarks of Van Eck Associates Corporation. BlueStar®, BlueStar Indexes®, BIGI® and BIGITech® are trademarks of MarketVector Indexes GmbH. You require a licence to launch any product whose performance is linked to the value of a particular MarketVector™ Index and for all use of the MarketVector™ name or name of the MarketVector™ Index in the marketing of the product.