

BlueStar® Israel Infrastructure Index

The BlueStar® Israel Infrastructure Index (BILIN) tracks the performance of Israeli companies involved in the Israeli infrastructure industry. This is a modified market cap-weighted index, and only includes companies that generate at least 33% of their revenue from within Israel and at least 50% of their revenue from various infrastructure-related segments. BILIN covers 100% of the investable universe.

Key Features



All Time High/Low 52-Week High/Low

Total Return Net Index 190.85/86.99 141.05/110.12

Size and Liquidity Requirements

Full MCap of at least 150 mln USD. Three month average-daily-trading volume of at least 200,000 USD at a review and also at the previous two quarters.

Universe

Companies have to generate at least 33% revenues from Israel and at least 50% from infrastructure.

Diversification

Company weightings are capped at 8%.

Review

Semi-annual in June and December.

Index Data

INDEX PARAMETERS

Launch Date	25 Mar 2022	Components	27
Type	Sector	Volatility (250 days)	21.60
Currency	ILS	Full MCap bn USD	98.20
Base Date	31 Dec 2017	Float MCap bn USD	34.67
Base Value	100.00	Correlation* (250 days)	0.58

* BlueStar Israel Global Index

FUNDAMENTALS*

Price/Earnings Trailing	11.43
Price/Book	1.32
Price/Sales	0.67
Price/Cash Flow	5.59
Dividend Yield	3.57

* as of 31 Mar 2024

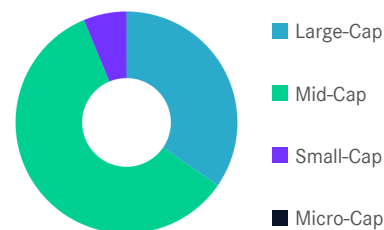
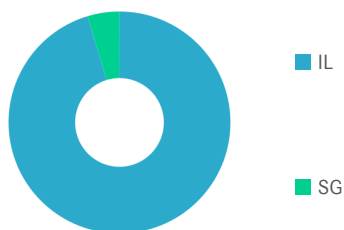
ANNUALISED PERFORMANCE*

1 Month	-5.66%
1 Year	2.35%
3 Years	-5.29%
5 Years	4.83%
7 Years	4.07%

* Total Return Net Index

Country and Size Weightings

Country	Count	Weight
Israel	26	95.34%
Singapore	1	4.66%

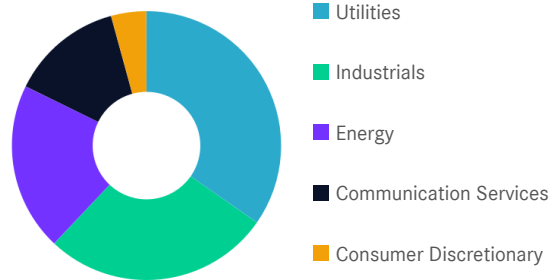


Size	Count	Weight
Large-Cap (> 6 bn)	5	34.60%
Mid-Cap (1.5 bn - 6 bn)	18	59.12%
Small-Cap (0.2 bn - 1.5 bn)	4	6.28%
Micro-Cap (0.0 bn - 0.2 bn)	0	0.00%

BlueStar® Israel Infrastructure Index

Sector Weightings

Sector	Count	Weight
Utilities	7	34.70%
Industrials	10	27.34%
Energy	5	20.22%
Communication Services	3	13.51%
Consumer Discretionary	2	4.24%



Index Components

Top Components by Weight	Country	Weight	Best Performing Components	YTD	1 Day
ENERGIX-RENEWABLE ENERGIES LTD	IL	9.89%	DANYA CEBUS LTD	-18.01%	3.99%
ENLIGHT RENEWABLE ENERGY LTD	IL	7.59%	GENERATION CAPITAL LTD	-15.69%	3.95%
BEZEQ ISRAELI TELECOMMUNICATION CORP	IL	7.46%	APOLLO POWER LTD	-2.98%	3.65%
OIL REFINERIES LTD ORD	IL	7.32%	BEZEQ ISRAELI TELECOMMUNICATION CORP	-11.35%	3.18%
PAZ OIL CO LTD ORD	IL	5.71%	ENERGIX-RENEWABLE ENERGIES LTD	4.84%	2.51%
OPC ENERGY LTD	IL	5.06%			
KENON HOLDINGS LTD	SG	4.66%			
SHAPIR ENGINEERING AND INDUS	IL	4.60%	Worst Performing Components	YTD	1 Day
SHIKUN & BINUI LTD ORD	IL	4.58%	ASHDOD REFINERY LTD	6.89%	-2.07%
ASHTROM GROUP LTD.	IL	4.43%	VERIDIS	-18.95%	-2.04%
ELECTRA LTD	IL	3.46%	OPC ENERGY LTD	8.50%	-0.98%
CELLCOM ISRAEL LTD	IL	3.02%	KENON HOLDINGS LTD	1.96%	-0.53%
Subtotal		67.79%	CELLCOM ISRAEL LTD	-4.75%	-0.14%

Symbols

	Symbol	ISIN	WKN	Sedol	Bloomberg	Reuters	Telekurs
Price Index	BILIN	DE000SLOFFJ3	SLOFFJ	BMFT5G6	BILIN	.BILIN	117779225
Total Return Net	BILINNTR	DE000SLOFFK1	SLOFFK	BMFT5H7	BILINNTR	.BILINNTR	117779227
Total Return Gross	BILINTR	DE000SLOFFL9	SLOFFL	BMFT5J9	BILINTR	.BILINTR	117779229

For further information visit www.marketvector.com

Nothing on this factsheet shall be considered a solicitation to buy or an offer to sell a security, or any other product or service, to any person in any jurisdiction where such offer, solicitation, purchase or sale would be unlawful under the laws of such jurisdiction. Neither MarketVector Indexes GmbH nor any of its licensors makes any warranties or representations, express or implied, to the user with respect to any of the data contained herein. The data is provided for informational purposes only, and the Company shall not be responsible or liable for the accuracy, usefulness or availability of any information transmitted or made available through it. The MarketVector™ family of indexes (MarketVector™, BlueStar®, MVIS®) is protected through various intellectual property rights and unfair competition and misappropriation laws. MVIS® is a registered trademark of Van Eck Associates Corporation that has been licensed to MarketVector Indexes GmbH. MarketVector™ and MarketVector Indexes™ are pending trademarks of Van Eck Associates Corporation. BlueStar®, BlueStar Indexes®, BIGI® and BIGITech® are trademarks of MarketVector Indexes GmbH. You require a licence to launch any product whose performance is linked to the value of a particular MarketVector™ Index and for all use of the MarketVector™ name or name of the MarketVector™ Index in the marketing of the product.