

BlueStar® Global Logistics Benchmark Index

The tiered equal weight index tracks the performance of globally-listed companies that derive at least 50% of their revenue or operating asset value from products and services related to the logistics industry. The pure-play index contains only companies which are engaged primarily in: third party logistics services, parcel delivery and express courier services including e-commerce companies with integrated logistics, logistics or warehouse real estate, logistics software, or logistics and warehouse automation equipment.

Key Features



All Time High/Low **52-Week High/Low**

Total Return Net Index 635.75/42.70 635.75/487.61

Size and Liquidity Requirements

FF MCap of at least 2 billion USD (500 million for technology components). Three month average-daily-trading volume of at least 1 million USD at review and also at the previous two reviews. At least 250,000 shares traded per month over the last six months at review and also at the two previous reviews.

Universe

Companies have to generate at least 50% of revenues from logistics.

Diversification

Companies are weighted according to a tiered equal weight strategy.

Review

Semi-annual in June and December.

Index Data

INDEX PARAMETERS

Launch Date	05 May 2022	Components	65
Type	Sector	Volatility (250 days)	15.92
Currency	EUR	Full MCap bn USD	2,444.04
Base Date	29 Dec 2006	Float MCap bn USD	1,813.23
Base Value	100.00	Correlation* (250 days)	0.99

* BlueStar Global Logistics Index

FUNDAMENTALS*

Price/Earnings Trailing	18.24
Price/Book	2.19
Price/Sales	1.27
Price/Cash Flow	10.83
Dividend Yield	2.18

* as of 31 Jul 2022

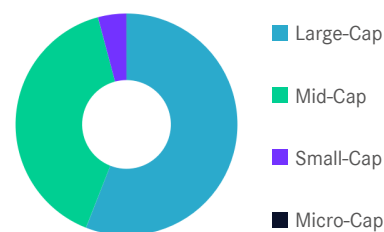
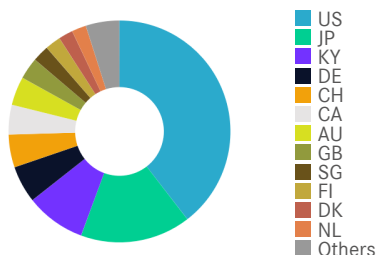
ANNUALISED PERFORMANCE*

1 Month	7.70%
1 Year	-4.80%
3 Years	16.80%
5 Years	16.23%
7 Years	11.65%

* Total Return Net Index

Country and Size Weightings

Country	Count	Weight
United States	23	39.53%
Japan	10	16.10%
Cayman Islands	6	8.74%
Germany	3	5.39%
Switzerland	3	4.80%
Canada	4	4.31%
Australia	3	4.18%
United Kingdom	3	3.17%
Singapore	2	2.39%
Finland	2	2.28%
Denmark	1	2.11%
Netherlands	1	2.10%
Others	4	4.90%

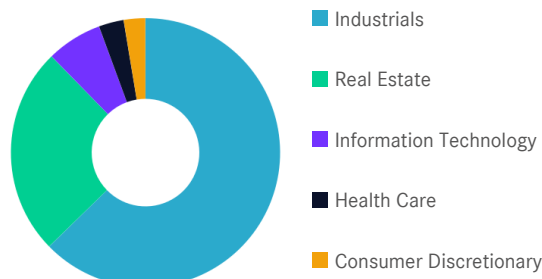


Size	Count	Weight
Large-Cap (> 6 bn)	32	55.95%
Mid-Cap (1.5 bn - 6 bn)	30	39.90%
Small-Cap (0.2 bn - 1.5 bn)	3	4.15%
Micro-Cap (0.0 bn - 0.2 bn)	0	0.00%

BlueStar® Global Logistics Benchmark Index

Sector Weightings

Sector	Count	Weight
Industrials	33	62.71%
Real Estate	22	24.99%
Information Technology	6	6.69%
Health Care	1	3.00%
Consumer Discretionary	3	2.60%



Index Components

Top Components by Weight	Country	Weight	Best Performing Components	YTD	1 Day
UNITED PARCEL SERVICE-CL B	US	3.19%	FULL TRUCK ALLIANCE -SPN ADR	-2.27%	8.34%
CRYOPORT INC	US	3.00%	BAOZUN INC	-34.24%	5.42%
DEUTSCHE POST AG	DE	2.96%	CRYOPORT INC	-26.31%	4.73%
FEDEX CORP	US	2.95%	GOODMAN GROUP ORD UNIT	-22.59%	4.37%
SG HOLDINGS CO LTD	JP	2.78%	GXO LOGISTICS INC	-43.53%	4.08%
YAMATO HDG.	JP	2.76%			
ZTO EXPRESS CAYMAN INC	KY	2.70%			
KNIGHT-SWIFT TRANSPORTATION HOLDINGS	US	2.24%	Worst Performing Components	YTD	1 Day
HUNT J B TRANS SVCS INC	US	2.17%	TUSIMPLE HOLDINGS INC	-73.81%	-5.91%
C H ROBINSON WORLDWIDE INC	US	2.15%	KINAXIS INC	-7.30%	-2.08%
KUEHNE & NAGEL INTERNATIONAL AG	CH	2.13%	GRANITE REAL ESTATE INVESTMENT TRUST	-22.06%	-1.59%
DSV AS	DK	2.11%	DESCARTES SYS	-14.54%	-1.53%
Subtotal		31.15%	SPS COMMERCE INC	-11.35%	-1.53%

Symbols

	Symbol	ISIN	WKN	Sedol	Bloomberg	Reuters	Telekurs
Price Index	BLOGT	DE000SL0FUP9	SL0FUR	BQ0GRZ3	BLOGT	.BLOGT	118655362
Total Return Net	BLOGTNTR	DE000SL0A113	SL0A11	BMGR570	BLOGTNTR	.BLOGTNTR	56586682
Total Return Gross	-	-	-	-	-	-	-

For further information visit www.marketvector.com

Nothing on this factsheet shall be considered a solicitation to buy or an offer to sell a security, or any other product or service, to any person in any jurisdiction where such offer, solicitation, purchase or sale would be unlawful under the laws of such jurisdiction. Neither MarketVector Indexes GmbH nor any of its licensors makes any warranties or representations, express or implied, to the user with respect to any of the data contained herein. The data is provided for informational purposes only, and the Company shall not be responsible or liable for the accuracy, usefulness or availability of any information transmitted or made available through it. The MarketVector™ family of indexes (MarketVector™, BlueStar®, MVIS®) is protected through various intellectual property rights and unfair competition and misappropriation laws. MVIS® is a registered trademark of Van Eck Associates Corporation that has been licensed to MarketVector Indexes GmbH. MarketVector™ and MarketVector Indexes™ are pending trademarks of Van Eck Associates Corporation. BlueStar®, BlueStar Indexes®, BIGI® and BIGITech® are trademarks of MarketVector Indexes GmbH. You require a licence to launch any product whose performance is linked to the value of a particular MarketVector™ Index and for all use of the MarketVector™ name or name of the MarketVector™ Index in the marketing of the product.