

BlueStar® Israel Global Index

The BlueStar® Israel Global Index (BLS - 'BIGI') tracks all global Israeli companies, across all sectors of the economy, irrespective of their listing venue. The definition of an Israeli company is based on MVIS's proprietary research-driven framework. BLS covers at least 85% of the investable universe.

Key Features



All Time High/Low **52-Week High/Low**

Total Return Net Index 496.21/50.23 364.98/263.78

Size and Liquidity Requirements

Full MCap of at least 150 mln USD. Three month average-daily-trading volume of at least 1 mln USD at a review and also at the previous two reviews. At least 250,000 shares traded per month over the last six months at a review and also at the previous two reviews.

Pure-Play

Index includes non-local companies.

Diversification

Company weightings are capped at 10%.

Review

Semi-annual in June and December.

Index Data

INDEX PARAMETERS

Launch Date	31 Aug 2011	Components	86
Type	Country	Volatility (250 days)	17.66
Currency	USD	Full MCap bn USD	272.00
Base Date	29 Dec 2000	Float MCap bn USD	167.80
Base Value	100.00	Correlation* (250 days)	0.90

* MSCI Daily TR Gross Israel USD

FUNDAMENTALS*

Price/Earnings Trailing	31.69
Price/Book	1.85
Price/Sales	1.64
Price/Cash Flow	7.85
Dividend Yield	2.47

* as of 31 Mar 2024

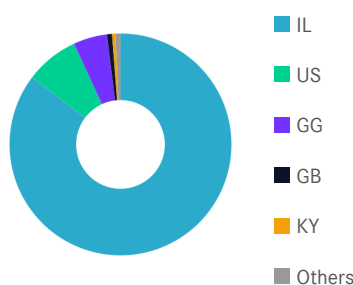
ANNUALISED PERFORMANCE*

1 Month	-8.03%
1 Year	-1.30%
3 Years	-9.29%
5 Years	1.83%
7 Years	5.28%

* Total Return Net Index

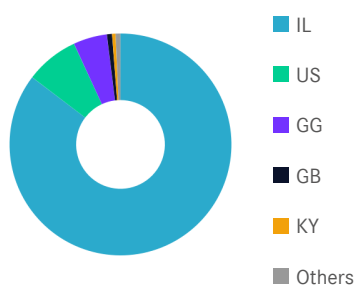
Country and Size Weightings

COUNTRY WEIGHTINGS EXCL. NON-LOCAL*



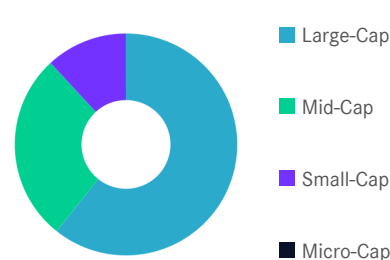
Country	Count	Weight
Israel	71	85.36%
United States	9	7.76%
Guernsey	1	4.92%
United Kingdom	1	0.75%
Cayman Islands	1	0.50%
Others	3	0.71%

COUNTRY WEIGHTINGS INCL. NON-LOCAL*



Country	Non-Local	Count	Weight
Israel	0	71	85.36%
United States	0	9	7.76%
Guernsey	0	1	4.92%
United Kingdom	0	1	0.75%
Cayman Islands	0	1	0.50%
Others	0	3	0.71%

SIZE WEIGHTINGS



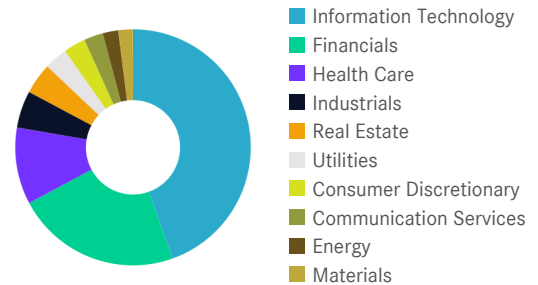
Size	Count	Weight
Large-Cap (> 6 bn)	14	60.74%
Mid-Cap (1.5 bn - 6 bn)	33	27.41%
Small-Cap (0.2 bn - 1.5 bn)	39	11.86%
Micro-Cap (0.0 bn - 0.2 bn)	0	0.00%

*Companies incorporated outside of a certain region or country that generate at least 50.00% of their revenues (or, where applicable, have at least 50.00% of their assets) in that region or country.

BlueStar® Israel Global Index

Sector Weightings

Sector	Count	Weight	Count*	Weight*	Difference
Information Technology	22	44.10%	22	44.10%	0.00%
Financials	16	22.39%	16	22.39%	0.00%
Health Care	6	10.42%	6	10.42%	0.00%
Industrials	9	5.04%	9	5.04%	0.00%
Real Estate	8	4.20%	8	4.20%	0.00%
Utilities	5	3.14%	5	3.14%	0.00%
Consumer Discretionary	6	2.99%	6	2.99%	0.00%
Communication Services	5	2.60%	5	2.60%	0.00%
Energy	4	2.13%	4	2.13%	0.00%
Materials	2	1.97%	2	1.97%	0.00%



* represent hypothetical values obtained excluding non-local components

Index Components

Top Components by Weight	Non-Local	Country	Weight	Best Performing Components	YTD	1 Day
TEVA PHARMACEUTICAL-SP ADR	-	IL	8.54%	ZIM INTEGRATED SHIPPING SERVICES LTD	12.06%	8.75%
CHECK POINT SOFTWARE TECH L ORD	-	IL	8.02%	OPC ENERGY LTD	16.82%	6.68%
NICE LTD	-	IL	6.56%	SUMMIT REAL ESTATE HOLDING	-17.94%	6.08%
CYBERARK SOFTWARE	-	IL	5.51%	ENERGEAN PLC	2.24%	5.02%
BANK LEUMI LE-ISRAEL ORD	-	IL	5.02%	NANO-X IMAGING LTD	41.60%	4.88%
AMDOCS LTD	-	GG	4.92%			
BANK HAPOALIM BM ORD	-	IL	4.90%			
WIX.COM LTD	-	IL	3.25%	Worst Performing Components	YTD	1 Day
ISRAEL DISCOUNT BANK LTD ORD A	-	IL	2.97%	SOLAREEDGE TECHNOLOGIES INC	-41.76%	-2.31%
MIZRAHI TEFAHOT BANK LTD ORD	-	IL	2.86%	NOVOCURE LTD	-20.76%	-2.15%
ELBIT SYSTEMS LTD	-	IL	2.72%	STRATASYS LTD	-31.16%	-1.95%
MONDAY.COM LTD	-	IL	2.62%	INMODE LTD	-22.93%	-1.55%
Subtotal			57.89%	HILAN LTD	5.30%	-1.31%

Symbols

	Symbol	ISIN	WKN	Sedol	Bloomberg	Reuters	Telekurs
Price Index	BLS	US09628L1061	A160Z2	BLNPMZ7	BLS	.BLS	26901625
Total Return Net	BLSNTR	DE000A3CLJP4	A3CLJP	BLNPN10	BLSNTR	.BLSNTR	57061480
Total Return Gross	BLSTR	DE000A3CLJN9	A3CLJN	BLNPN09	BLSTR	.BLSTR	57061482

For further information visit www.marketvector.com

Nothing on this factsheet shall be considered a solicitation to buy or an offer to sell a security, or any other product or service, to any person in any jurisdiction where such offer, solicitation, purchase or sale would be unlawful under the laws of such jurisdiction. Neither MarketVector Indexes GmbH nor any of its licensors makes any warranties or representations, express or implied, to the user with respect to any of the data contained herein. The data is provided for informational purposes only, and the Company shall not be responsible or liable for the accuracy, usefulness or availability of any information transmitted or made available through it. The MarketVector™ family of indexes (MarketVector™, BlueStar®, MVIS®) is protected through various intellectual property rights and unfair competition and misappropriation laws. MVIS® is a registered trademark of Van Eck Associates Corporation that has been licensed to MarketVector Indexes GmbH. MarketVector™ and MarketVector Indexes™ are pending trademarks of Van Eck Associates Corporation. BlueStar®, BlueStar Indexes®, BIGI® and BIGITech® are trademarks of MarketVector Indexes GmbH. You require a licence to launch any product whose performance is linked to the value of a particular MarketVector™ Index and for all use of the MarketVector™ name or name of the MarketVector™ Index in the marketing of the product.