

BlueStar® Agribusiness 50 Index

The BlueStar® Agribusiness 50 Index (BMOO) tracks the performance of the largest and most liquid companies in the global agribusiness industry. This is a modified market cap-weighted index, and only includes companies that generate at least 50% of their revenues from agri-chemicals and fertilisers, seeds and traits, farm/irrigation equipment and farm machinery, agricultural products (incl. Grain, tobacco, meat, poultry, and sugar), aquaculture and fishing, livestock, plantations, and trading of agricultural products. BMOO tracks the 50 largest and most heavily-traded agribusiness companies.

Key Features



	All Time High/Low	52-Week High/Low
Total Return Net Index	226.13/89.46	179.25/143.36

Size and Liquidity Requirements

Full market capitalization of at least 150 mln USD. Three month average-daily-trading volume of at least 1 mln USD at a review and also at the previous two reviews. At least 250,000 shares traded per month over the last six months at a review and also at the previous two reviews.

Pure-Play

Companies have to generate at least 50% of revenue from agribusiness.

Diversification

Company weights are capped at 5%.

Review

Semi-annual in June and December.

Index Data

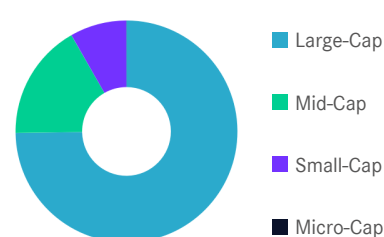
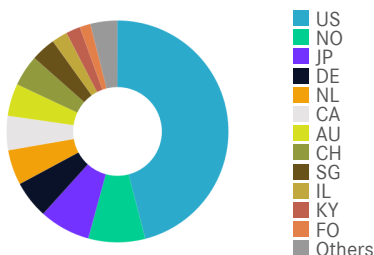
INDEX PARAMETERS				FUNDAMENTALS*		ANNUALISED PERFORMANCE*	
Launch Date	03 May 2021	Components	50	Price/Earnings Trailing	18.42	1 Month	2.14%
Type	Hard Asset	Volatility (250 days)	13.70	Price/Book	1.44	1 Year	-9.67%
Currency	USD	Full MCap bn USD	587.41	Price/Sales	0.64	3 Years	-5.68%
Base Date	31 Dec 2015	Float MCap bn USD	413.21	Price/Cash Flow	7.56	5 Years	2.84%
Base Value	100.00	Correlation* (250 days)	0.93	Dividend Yield	3.38	7 Years	5.52%
* MSCI ACWI Select Agriculture Producers IMI				* as of 31 Mar 2024		* Total Return Net Index	

* MSCI ACWI Select Agriculture Producers IMI * as of 31 Mar 2024

* Total Return Net Index

Country and Size Weightings

Country	Count	Weight
United States	18	45.98%
Norway	5	8.27%
Japan	5	7.43%
Germany	2	5.48%
Netherlands	2	5.12%
Canada	1	4.98%
Australia	4	4.71%
Switzerland	2	4.53%
Singapore	2	3.60%
Israel	2	2.29%
Cayman Islands	2	2.09%
Faroe Islands	1	1.59%
Others	4	3.93%

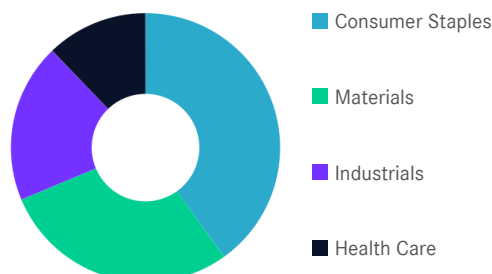


Size	Count	Weight
Large-Cap (> 6 bn)	26	74.79%
Mid-Cap (1.5 bn - 6 bn)	14	16.95%
Small-Cap (0.2 bn - 1.5 bn)	10	8.26%
Micro-Cap (0.0 bn - 0.2 bn)	0	0.00%

BlueStar® Agribusiness 50 Index

Sector Weightings

Sector	Count	Weight
Consumer Staples	25	40.07%
Materials	13	28.62%
Industrials	7	19.14%
Health Care	5	12.18%



Index Components

Top Components by Weight	Country	Weight	Best Performing Components	YTD	1 Day
CORTEVA INC	US	6.21%	COFCO JOYCOME FOODS LTD	-0.29%	8.63%
DEERE & CO	US	5.36%	UNIVERSAL CORP/VA	-22.58%	5.63%
NUTRIEN LTD	CA	4.98%	ICL GROUP LTD	2.92%	5.03%
ZOETIS INC	US	4.34%	QUIMICA Y MINERA CHIL-SP ADR	-17.29%	4.62%
ARCHER-DANIELS-MIDLAND CO	US	4.12%	OLAM GROUP LTD	11.98%	4.51%
BAYER AG	DE	4.04%			
TYSON FOODS INC	US	3.92%			
KUBOTA CORP	JP	3.71%			
CNH INDUSTRIAL NV	NL	3.44%			
CF INDUSTRIES HOLDINGS INC	US	3.22%			
BUNGE LTD	CH	3.08%			
WILMAR INTERNATIONAL LTD	SG	2.57%			
Subtotal		48.98%			
			Worst Performing Components	YTD	1 Day
			ELDERS LTD	-4.55%	-24.08%
			CF INDUSTRIES HOLDINGS INC	1.01%	-6.25%
			NUFARM LTD	-4.57%	-3.13%
			SAKATA SEED CORP	-13.54%	-1.65%
			NUTRIEN LTD	-0.52%	-1.63%

Symbols

	Symbol	ISIN	WKN	Sedol	Bloomberg	Reuters	Telekurs
Price Index	BMOO	DE000SL0CHH0	SL0CHH	BMF9XW8	BMOO	.BMOO	111123125
Total Return Net	BMOONTR	DE000SL0CHJ6	SL0CHJ	BMF9XX9	BMOONTR	.BMOONTR	111123141
Total Return Gross	-	-	-	-	-	-	-

For further information visit www.marketvector.com

Nothing on this factsheet shall be considered a solicitation to buy or an offer to sell a security, or any other product or service, to any person in any jurisdiction where such offer, solicitation, purchase or sale would be unlawful under the laws of such jurisdiction. Neither MarketVector Indexes GmbH nor any of its licensors makes any warranties or representations, express or implied, to the user with respect to any of the data contained herein. The data is provided for informational purposes only, and the Company shall not be responsible or liable for the accuracy, usefulness or availability of any information transmitted or made available through it. The MarketVector™ family of indexes (MarketVector™, BlueStar®, MVIS®) is protected through various intellectual property rights and unfair competition and misappropriation laws. MVIS® is a registered trademark of Van Eck Associates Corporation that has been licensed to MarketVector Indexes GmbH. MarketVector™ and MarketVector Indexes™ are pending trademarks of Van Eck Associates Corporation. BlueStar®, BlueStar Indexes®, BIGI® and BIGITech® are trademarks of MarketVector Indexes GmbH. You require a licence to launch any product whose performance is linked to the value of a particular MarketVector™ Index and for all use of the MarketVector™ name or name of the MarketVector™ Index in the marketing of the product.