

# BlueStar® Solar Energy Industry Index

The BlueStar® Solar Energy Industry Index (BSOLR) tracks the performance of the largest and most liquid companies in the global solar energy industry. This is a modified market cap-weighted index, and only includes companies that generate at least 50% of their revenue from products and services related to solar energy, such as solar energy technology, solar field operations or ownership, or solar panel installation services.

## Key Features



All Time High/Low      52-Week High/Low

Total Return Net Index      521.26/59.52      426.72/253.88

### Size and Liquidity Requirements

Float-adjusted market capitalization of at least 250 mIn USD. Six-month average-daily-value-traded of at least 250000 USD.

### Universe

Companies must derive at least 50% of revenue or operating assets from the generation or of technologies used in the generation of solar energy.

### Diversification

Companies are equally weighted.

### Review

Semi-annual in June and December.

## Index Data

### INDEX PARAMETERS

<b>Launch Date</b>	31 May 2022	<b>Components</b>	39
<b>Type</b>	Sector	<b>Volatility (250 days)</b>	35.30
<b>Currency</b>	USD	<b>Full MCap</b> bn USD	168.10
<b>Base Date</b>	31 Dec 2014	<b>Float MCap</b> bn USD	115.04
<b>Base Value</b>	100.00	<b>Correlation*</b> (250 days)	0.95

\* MAC Global Solar Energy

### FUNDAMENTALS\*

<b>Price/Earnings Trailing</b>	159.09
<b>Price/Book</b>	2.13
<b>Price/Sales</b>	2.06
<b>Price/Cash Flow</b>	9.16
<b>Dividend Yield</b>	0.77

\* as of 31 Jul 2022

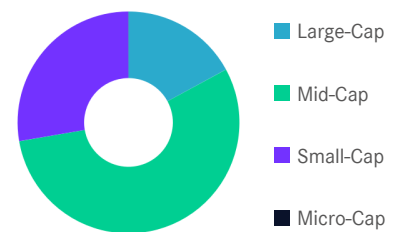
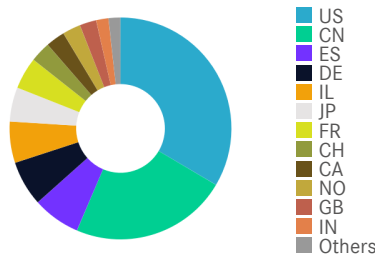
### ANNUALISED PERFORMANCE\*

<b>1 Month</b>	10.69%
<b>1 Year</b>	-8.84%
<b>3 Years</b>	43.84%
<b>5 Years</b>	34.61%
<b>7 Years</b>	17.68%

\* Total Return Net Index

## Country and Size Weightings

Country	Count	Weight
United States	11	33.50%
China	10	22.94%
Spain	3	6.96%
Germany	3	6.58%
Israel	2	6.02%
Japan	2	4.99%
France	2	4.65%
Switzerland	1	2.97%
Canada	1	2.79%
Norway	1	2.64%
United Kingdom	1	2.43%
India	1	1.80%
Others	1	1.73%

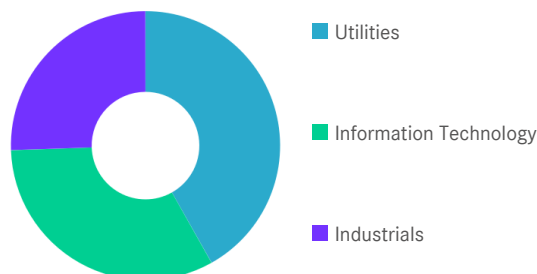


Size	Count	Weight
Large-Cap (> 6 bn)	6	17.10%
Mid-Cap (1.5 bn - 6 bn)	20	55.20%
Small-Cap (0.2 bn - 1.5 bn)	13	27.70%
Micro-Cap (0.0 bn - 0.2 bn)	0	0.00%

## BlueStar® Solar Energy Industry Index

### Sector Weightings

Sector	Count	Weight
Utilities	18	41.84%
Information Technology	12	32.63%
Industrials	9	25.53%



### Index Components

Top Components by Weight	Country	Weight	Best Performing Components	YTD	1 Day
Array Technologies Inc.	US	3.85%	Heliogen, Inc.	-82.60%	8.00%
Enphase Energy Inc	US	3.53%	Altus Power, Inc.	-12.06%	6.74%
Shoals Technologies Group, Inc. Clas	US	3.48%	ENLIGHT RENEWABLE ENERGY LTD	-2.03%	6.11%
Renesola Ltd ADR	CN	3.46%	Array Technologies Inc.	19.06%	5.78%
First Solar Inc	US	3.45%	Ameresco Inc A	-14.38%	5.75%
Sunnova Energy International Inc.	US	3.15%			
Sunpower Corp	US	3.11%			
Altus Power, Inc.	US	3.10%	<b>Worst Performing Components</b>	<b>YTD</b>	<b>1 Day</b>
ENLIGHT RENEWABLE ENERGY LTD	IL	3.01%	Enphase Energy Inc	57.29%	-4.38%
ENERGIX-RENEWABLE ENERGIES LTD	IL	3.01%	SolarEdge Technologies Inc	8.03%	-3.93%
Daqo New Energy Corp	CN	2.99%	Azure Power Global	-33.51%	-1.68%
Sunrun Inc.	US	2.99%	Flat Glass Group Co. Ltd. - H Shares	-36.30%	-1.55%
<b>Subtotal</b>		39.14%	GCL TECHNOLOGY HOLDINGS LTD	9.50%	-0.95%

### Symbols

	Symbol	ISIN	WKN	Sedol	Bloomberg	Reuters	Telekurs
<b>Price Index</b>	BSOLR	DE000A30A061	A30A06	BL54G06	BSOLR	.BSOLR	118227308
<b>Total Return Net</b>	BSOLRNTR	DE000A3CLJ70	A3CLJ7	BLNPNM1	BSOLRNTR	.BSOLRNTR	57061627
<b>Total Return Gross</b>	-	-	-	-	-	-	-

For further information visit [www.marketvector.com](http://www.marketvector.com)

Nothing on this factsheet shall be considered a solicitation to buy or an offer to sell a security, or any other product or service, to any person in any jurisdiction where such offer, solicitation, purchase or sale would be unlawful under the laws of such jurisdiction. Neither MarketVector Indexes GmbH nor any of its licensors makes any warranties or representations, express or implied, to the user with respect to any of the data contained herein. The data is provided for informational purposes only, and the Company shall not be responsible or liable for the accuracy, usefulness or availability of any information transmitted or made available through it. The MarketVector™ family of indexes (MarketVector™, BlueStar®, MVIS®) is protected through various intellectual property rights and unfair competition and misappropriation laws. MVIS® is a registered trademark of Van Eck Associates Corporation that has been licensed to MarketVector Indexes GmbH. MarketVector™ and MarketVector Indexes™ are pending trademarks of Van Eck Associates Corporation. BlueStar®, BlueStar Indexes®, BIGI® and BIGITech® are trademarks of MarketVector Indexes GmbH. You require a licence to launch any product whose performance is linked to the value of a particular MarketVector™ Index and for all use of the MarketVector™ name or name of the MarketVector™ Index in the marketing of the product.