

BlueStar® Total Security Index

The BlueStar® Total Security Index (BTOT) tracks the performance of the largest and most liquid companies in the global defense and cyber securities industries. This is a modified market cap-weighted index, and only includes companies that generate at least 33% of their revenue from products and services relating to defense security, cyber security, and or actionable intelligence.

Key Features



	All Time High/Low	52-Week High/Low
Total Return Net Index	339.68/82.88	339.68/249.43

Size and Liquidity Requirements

Full MCap of at least 500 mln USD. Three month average-daily-trading volume of at least 1 mln USD at a review and also at the previous two reviews. At least 250,000 shares traded per month over the last six months at a review and also at the previous two reviews.

Universe

Companies that offer products and services related to defense, security, or cyber security technologies.

Diversification

Companies are equally weighted within tiers.

Review

Semi-annual in June and December.

Index Data

INDEX PARAMETERS

Launch Date	08 Jul 2019	Components	81
Type	Sector	Volatility (250 days)	13.23
Currency	USD	Full MCap bn USD	1,785.47
Base Date	31 Dec 2015	Float MCap bn USD	1,265.81
Base Value	100.00	Correlation* (250 days)	0.64

* MSCI AC World/Aerospace & Defense

FUNDAMENTALS*

Price/Earnings Trailing	-24.72
Price/Book	3.58
Price/Sales	1.63
Price/Cash Flow	18.26
Dividend Yield	0.76

* as of 31 Mar 2024

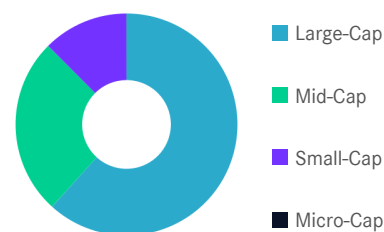
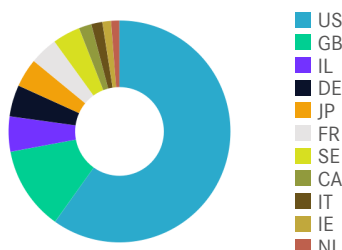
ANNUALISED PERFORMANCE*

1 Month	-3.25%
1 Year	26.71%
3 Years	7.39%
5 Years	11.86%
7 Years	15.22%

* Total Return Net Index

Country and Size Weightings

Country	Count	Weight
United States	49	59.87%
United Kingdom	9	12.19%
Israel	4	5.13%
Germany	3	4.60%
Japan	4	4.18%
France	4	4.07%
Sweden	3	4.03%
Canada	2	1.84%
Italy	1	1.63%
Ireland	1	1.26%
Netherlands	1	1.21%

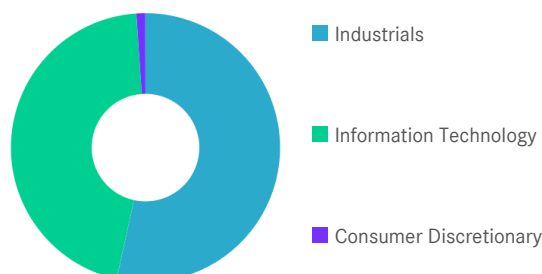


Size	Count	Weight
Large-Cap (> 6 bn)	49	61.71%
Mid-Cap (1.5 bn - 6 bn)	21	25.80%
Small-Cap (0.2 bn - 1.5 bn)	11	12.48%
Micro-Cap (0.0 bn - 0.2 bn)	0	0.00%

BlueStar® Total Security Index

Sector Weightings

Sector	Count	Weight
Industrials	43	53.44%
Information Technology	37	45.46%
Consumer Discretionary	1	1.09%



Index Components

Top Components by Weight	Country	Weight	Best Performing Components	YTD	1 Day
RHEINMETALL AG	DE	1.92%	CACI INTERNATIONAL INC -CL A	24.09%	5.93%
HENSOLDT AG	DE	1.86%	TELEDYNE TECHNOLOGIES INC	-15.53%	3.99%
DARKTRACE PLC	GB	1.76%	NORTHROP GRUMMAN CORP	4.68%	2.84%
SAAB AB CLASS B	SE	1.73%	BOEING CO/THE	-36.00%	1.51%
EVERBRIDGE INC	US	1.66%	SERCO GROUP PLC	11.04%	1.47%
LEONARDO SPA	IT	1.63%			
COMMAVULT SYSTEMS INC	US	1.58%			
OKTA INC	US	1.53%	Worst Performing Components	YTD	1 Day
CROWDSTRIKE HOLDINGS INC	US	1.52%	TEXTRON INC	5.59%	-9.69%
FORTINET INC	US	1.51%	CHECK POINT SOFTWARE TECH L ORD	0.10%	-5.00%
CYBERARK SOFTWARE	IL	1.49%	ATOS SE	-73.99%	-4.78%
ROLLS-ROYCE HOLDING PLC	GB	1.48%	OSI SYSTEMS INC	3.95%	-3.98%
Subtotal		19.67%	BLACKBERRY LTD	-22.22%	-3.74%

Symbols

	Symbol	ISIN	WKN	Sedol	Bloomberg	Reuters	Telekurs
Price Index	BTOT	DE000A30A087	A30A08	BL54GJ4	BTOT	.BTOT	118227310
Total Return Net	BTOTNTR	DE000A3CLJV2	A3CLJV	BLNPN76	BTOTNTR	.BTOTNTR	57061594
Total Return Gross	-	-	-	-	-	-	-

For further information visit www.marketvector.com

Nothing on this factsheet shall be considered a solicitation to buy or an offer to sell a security, or any other product or service, to any person in any jurisdiction where such offer, solicitation, purchase or sale would be unlawful under the laws of such jurisdiction. Neither MarketVector Indexes GmbH nor any of its licensors makes any warranties or representations, express or implied, to the user with respect to any of the data contained herein. The data is provided for informational purposes only, and the Company shall not be responsible or liable for the accuracy, usefulness or availability of any information transmitted or made available through it. The MarketVector™ family of indexes (MarketVector™, BlueStar®, MVIS®) is protected through various intellectual property rights and unfair competition and misappropriation laws. MVIS® is a registered trademark of Van Eck Associates Corporation that has been licensed to MarketVector Indexes GmbH. MarketVector™ and MarketVector Indexes™ are pending trademarks of Van Eck Associates Corporation. BlueStar®, BlueStar Indexes®, BIGI® and BIGITech® are trademarks of MarketVector Indexes GmbH. You require a licence to launch any product whose performance is linked to the value of a particular MarketVector™ Index and for all use of the MarketVector™ name or name of the MarketVector™ Index in the marketing of the product.