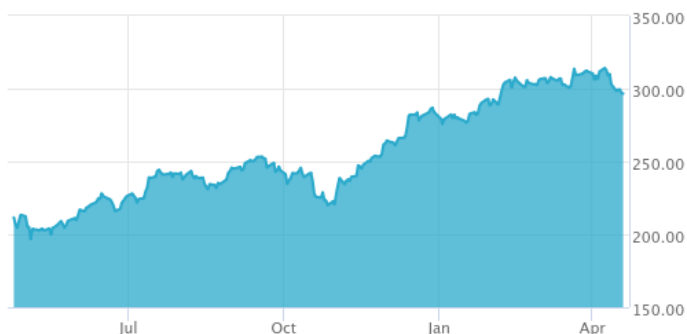


## BlueStar® Top 10 US Listed Alternative Asset Managers Index

The BlueStar® Top 10 US listed Alternative Asset Managers Index (BUALT) tracks the performance of the 10 largest and most liquid US exchange-listed companies in the Alternative Asset Managers Industry. This is a modified market cap-weighted index, and only includes companies that generate at least 75% of their revenue or operating assets from the management of or investment in alternative assets, such as privately-held companies (private equity or venture capital) or real estate/infrastructure assets.

### Key Features



**All Time High/Low**      **52-Week High/Low**

**Total Return Net Index**    314.03/83.31                      314.03/196.78

#### Size and Liquidity Requirements

Full MCap of at least 150 mln USD. Three month average-daily-trading volume of at least 1 mln USD at a review and also at the previous two reviews. At least 250,000 shares traded per month over the last six months at a review and also at the previous two reviews.

#### Pure-Play

Companies have to generate at least 75% of revenues or operating activity from managing investments in privately-held companies, real estate or infrastructure.

#### Diversification

Company weightings are capped at 15%.

#### Review

Semi-annual in June and December.

### Index Data

#### INDEX PARAMETERS

<b>Launch Date</b>	24 Aug 2021	<b>Components</b>	10
<b>Type</b>	Sector	<b>Volatility</b> (250 days)	19.24
<b>Currency</b>	USD	<b>Full MCap</b> bn USD	311.64
<b>Base Date</b>	31 Dec 2015	<b>Float MCap</b> bn USD	228.42
<b>Base Value</b>	100.00	<b>Correlation*</b> (250 days)	0.63

\* MSCI AC World Consumer Finance

#### FUNDAMENTALS\*

<b>Price/Earnings Trailing</b>	18.67
<b>Price/Book</b>	2.47
<b>Price/Sales</b>	4.40
<b>Price/Cash Flow</b>	14.21
<b>Dividend Yield</b>	3.93

\* as of 31 Mar 2024

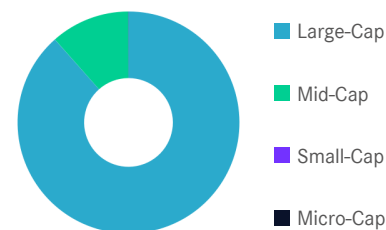
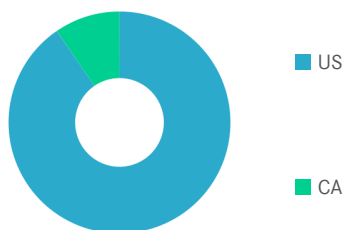
#### ANNUALISED PERFORMANCE\*

<b>1 Month</b>	-1.71%
<b>1 Year</b>	37.28%
<b>3 Years</b>	13.23%
<b>5 Years</b>	16.92%
<b>7 Years</b>	13.99%

\* Total Return Net Index

### Country and Size Weightings

Country	Count	Weight
United States	9	90.44%
Canada	1	9.56%



Size	Count	Weight
Large-Cap (> 6 bn)	8	88.45%
Mid-Cap (1.5 bn - 6 bn)	2	11.55%
Small-Cap (0.2 bn - 1.5 bn)	0	0.00%
Micro-Cap (0.0 bn - 0.2 bn)	0	0.00%

# BlueStar® Top 10 US Listed Alternative Asset Managers Index

## Sector Weightings

Sector	Count	Weight
Financials	10	100.00%



## Index Components

Top Components by Weight	Country	Weight	Best Performing Components	YTD	1 Day
KKR & CO INC	US	16.44%	FS KKR CAPITAL CORP	1.02%	1.20%
APOLLO GLOBAL MANAGEMENT INC	US	15.76%	CARLYLE GROUP INC	9.17%	0.92%
BLACKSTONE INC	US	14.01%	MAIN STREET CAPITAL CORP	13.23%	0.85%
ARES MANAGEMENT CORP	US	9.69%	ARES CAPITAL CORP	5.26%	0.83%
BROOKFIELD ASSET MANAGEMENT LTD - CL	CA	9.56%	BLUE OWL CREDIT ADVISORS	8.41%	0.58%
ARES CAPITAL CORP	US	8.90%			
CARLYLE GROUP INC	US	7.94%			
BLUE OWL CREDIT ADVISORS	US	6.15%	<b>Worst Performing Components</b>	<b>YTD</b>	<b>1 Day</b>
MAIN STREET CAPITAL CORP	US	5.85%	BLACKSTONE INC	-8.88%	-1.60%
FS KKR CAPITAL CORP	US	5.69%	ARES MANAGEMENT CORP	9.68%	-0.90%
			KKR & CO INC	11.98%	-0.78%
			BROOKFIELD ASSET MANAGEMENT LTD - CL	-4.05%	-0.26%
<b>Subtotal</b>		100.00%	APOLLO GLOBAL MANAGEMENT INC	15.94%	0.31%

## Symbols

	Symbol	ISIN	WKN	Sedol	Bloomberg	Reuters	Telekurs
<b>Price Index</b>	BUALT	DE000SL0D5D3	SL0D5D	BP6S9K5	BUALT	.BUALT	113319694
<b>Total Return Net</b>	BUALNTR	DE000SL0D5E1	SL0D5E	BP6S9M7	BUALNTR	.BUALNTR	113319695
<b>Total Return Gross</b>	BUALTTR	DE000SL0D5F8	SL0D5F	BP6S9N8	BUALTTR	.BUALTTR	113319696

For further information visit [www.marketvector.com](http://www.marketvector.com)

Nothing on this factsheet shall be considered a solicitation to buy or an offer to sell a security, or any other product or service, to any person in any jurisdiction where such offer, solicitation, purchase or sale would be unlawful under the laws of such jurisdiction. Neither MarketVector Indexes GmbH nor any of its licensors makes any warranties or representations, express or implied, to the user with respect to any of the data contained herein. The data is provided for informational purposes only, and the Company shall not be responsible or liable for the accuracy, usefulness or availability of any information transmitted or made available through it. The MarketVector™ family of indexes (MarketVector™, BlueStar®, MVIS®) is protected through various intellectual property rights and unfair competition and misappropriation laws. MVIS® is a registered trademark of Van Eck Associates Corporation that has been licensed to MarketVector Indexes GmbH. MarketVector™ and MarketVector Indexes™ are pending trademarks of Van Eck Associates Corporation. BlueStar®, BlueStar Indexes®, BIGI® and BIGITech® are trademarks of MarketVector Indexes GmbH. You require a licence to launch any product whose performance is linked to the value of a particular MarketVector™ Index and for all use of the MarketVector™ name or name of the MarketVector™ Index in the marketing of the product.