

# BlueStar® US Listed Internet Infrastructure Index

The BlueStar® US Listed Internet Infrastructure Index (BUII) tracks the performance of the largest and most liquid US listed companies involved in a range of activities constituting the infrastructure of the internet including application and network services, data center operations, and edge computing solutions. This is a modified market cap-weighted index, which only includes companies that generate at least 50% of their revenue from internet infrastructure.

## Key Features



**All Time High/Low**      **52-Week High/Low**

**Total Return Net Index**      317.41/83.54      282.59/171.97

### Size and Liquidity Requirements

Full MCap of at least 150 mln USD. Three month average-daily-trading volume of at least 1 mln USD at a review and also at the previous two reviews. At least 250,000 shares traded per month over the last six months at a review and also at the previous two reviews.

### Universe

Companies must be listed in the US and generate at least 50% of their revenue from internet infrastructure.

### Diversification

Company weightings are capped at 8%.

### Review

Quarterly.

## Index Data

### INDEX PARAMETERS

<b>Launch Date</b>	08 Apr 2022	<b>Components</b>	35
<b>Type</b>	Sector	<b>Volatility</b> (250 days)	22.12
<b>Currency</b>	USD	<b>Full MCap</b> bn USD	446.06
<b>Base Date</b>	31 Dec 2015	<b>Float MCap</b> bn USD	310.33
<b>Base Value</b>	100.00	<b>Correlation*</b> (250 days)	0.54

\* S&P Composite 1500 / Internet Services & Infrastructure \* as of 31 Mar 2024

### FUNDAMENTALS\*

<b>Price/Earnings Trailing</b>	-12.60
<b>Price/Book</b>	4.90
<b>Price/Sales</b>	2.90
<b>Price/Cash Flow</b>	14.12
<b>Dividend Yield</b>	0.50

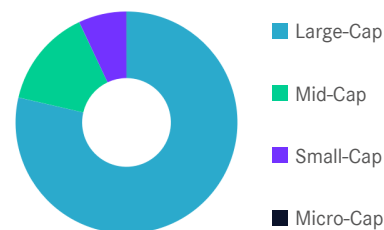
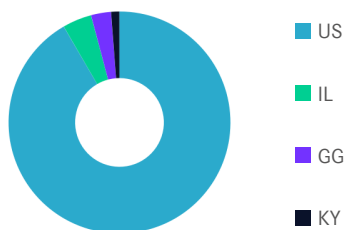
### ANNUALISED PERFORMANCE\*

<b>1 Month</b>	-6.26%
<b>1 Year</b>	30.77%
<b>3 Years</b>	0.05%
<b>5 Years</b>	7.08%
<b>7 Years</b>	11.63%

\* Total Return Net Index

## Country and Size Weightings

Country	Count	Weight
United States	31	91.62%
Israel	2	4.25%
Guernsey	1	2.91%
Cayman Islands	1	1.22%

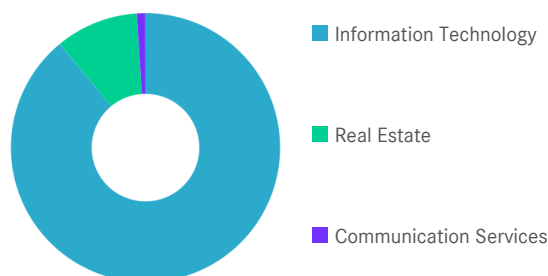


Size	Count	Weight
Large-Cap (> 6 bn)	17	78.62%
Mid-Cap (1.5 bn - 6 bn)	11	14.38%
Small-Cap (0.2 bn - 1.5 bn)	7	7.00%
Micro-Cap (0.0 bn - 0.2 bn)	0	0.00%

## BlueStar® US Listed Internet Infrastructure Index

### Sector Weightings

Sector	Count	Weight
Information Technology	31	89.01%
Real Estate	3	9.95%
Communication Services	1	1.04%



### Index Components

Top Components by Weight	Country	Weight	Best Performing Components	YTD	1 Day
DATADOG INC	US	8.72%	SOLARWINDS CORP	-4.59%	3.40%
CROWDSTRIKE HOLDINGS INC	US	7.84%	GDS HOLDINGS LTD	-31.47%	1.79%
NETAPP INC	US	7.32%	JUNIPER NETWORKS INC	24.48%	0.14%
CLOUDFLARE INC - CLASS A	US	6.52%	AMDOCS LTD	-2.85%	0.13%
AKAMAI TECHNOLOGIES INC	US	5.93%	KYNDRYL HOLDINGS INC	-5.20%	0.05%
NUTANIX INC	US	5.08%			
DIGITAL REALTY TRUST INC	US	4.48%			
ZSCALER INC	US	4.48%	<b>Worst Performing Components</b>	<b>YTD</b>	<b>1 Day</b>
DYNATRACE INC	US	4.04%	CLOUDFLARE INC - CLASS A	5.69%	-3.34%
EQUINIX INC	US	4.01%	CONFLUENT INC-CLASS A	18.21%	-3.12%
OKTA INC	US	3.65%	TENABLE HOLDINGS INC	-3.65%	-2.91%
F5 INC	US	3.59%	NUTANIX INC	27.30%	-2.72%
<b>Subtotal</b>		65.69%	DATADOG INC	1.79%	-2.68%

### Symbols

	Symbol	ISIN	WKN	Sedol	Bloomberg	Reuters	Telekurs
<b>Price Index</b>	BUII	DE000SLOFTH8	SLOFTH	BNNMYQ7	BUII	.BUII	118232883
<b>Total Return Net</b>	BUIINTR	DE000SLOFTJ4	SLOFTJ	BNNMYR8	BUIINTR	.BUIINTR	118232885
<b>Total Return Gross</b>	-	-	-	-	-	-	-

For further information visit [www.marketvector.com](http://www.marketvector.com)

Nothing on this factsheet shall be considered a solicitation to buy or an offer to sell a security, or any other product or service, to any person in any jurisdiction where such offer, solicitation, purchase or sale would be unlawful under the laws of such jurisdiction. Neither MarketVector Indexes GmbH nor any of its licensors makes any warranties or representations, express or implied, to the user with respect to any of the data contained herein. The data is provided for informational purposes only, and the Company shall not be responsible or liable for the accuracy, usefulness or availability of any information transmitted or made available through it. The MarketVector™ family of indexes (MarketVector™, BlueStar®, MVIS®) is protected through various intellectual property rights and unfair competition and misappropriation laws. MVIS® is a registered trademark of Van Eck Associates Corporation that has been licensed to MarketVector Indexes GmbH. MarketVector™ and MarketVector Indexes™ are pending trademarks of Van Eck Associates Corporation. BlueStar®, BlueStar Indexes®, BIGI® and BIGITech® are trademarks of MarketVector Indexes GmbH. You require a licence to launch any product whose performance is linked to the value of a particular MarketVector™ Index and for all use of the MarketVector™ name or name of the MarketVector™ Index in the marketing of the product.