

BlueStar® US Machine Learning and Quantum Computing Index

The BlueStar® US Machine Learning and Quantum Computing Index (BUQFC) tracks the performance of the largest and most liquid US Exchange-listed companies in the quantum computing and machine learning industries. This is a modified market cap-weighted index, and only includes companies that generate at least 50% of their revenue from products and services related to quantum computing or machine learning, such as the development or use of quantum computers or computing chips, superconducting materials, applications built on quantum computers, embedded artificial intelligence chips, or software that specialize in the perception, collection, visualization, or management of big data.

Key Features



	All Time High/Low	52-Week High/Low
Total Return Net Index	629.99/86.67	629.99/427.67

Size and Liquidity Requirements

Full MCap of at least 150 mln USD. Three month average-daily-trading volume of at least 1 mln USD at a review and also at the previous two reviews. At least 250,000 shares traded per month over the last six months at a review and also at the previous two reviews.

Universe

Companies have to offer products or services related to quantum computing or machine learning technology, and be US listed.

Diversification

Companies are equally weighted.

Review

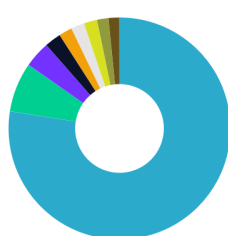
Semi-annual in June and December.

Index Data

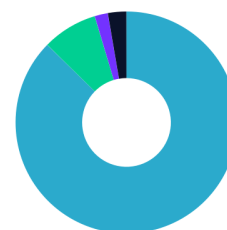
INDEX PARAMETERS				FUNDAMENTALS*		ANNUALISED PERFORMANCE*	
Launch Date	08 Mar 2021	Components	50	Price/Earnings Trailing	151.79	1 Month	0.36%
Type	Sector	Volatility (250 days)	20.79	Price/Book	3.69	1 Year	32.54%
Currency	USD	Full MCap bn USD	10,491.96	Price/Sales	3.45	3 Years	7.62%
Base Date	18 Dec 2015	Float MCap bn USD	8,601.56	Price/Cash Flow	15.27	5 Years	20.99%
Base Value	100.00	Correlation* (250 days)	0.00	Dividend Yield	0.97	7 Years	24.13%
* -				* as of 31 Mar 2024		* Total Return Net Index	

Country and Size Weightings

Country	Count	Weight
United States	37	77.49%
Netherlands	4	7.22%
Cayman Islands	3	3.83%
Taiwan	1	2.41%
Israel	1	1.94%
Finland	1	1.93%
India	1	1.93%
Ireland	1	1.65%
France	1	1.60%



US
NL
KY
TW
IL
FI
IN
IE
FR



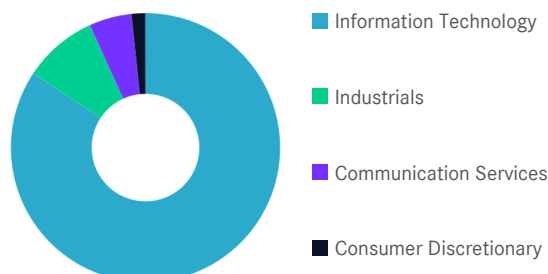
Large-Cap
Mid-Cap
Small-Cap
Micro-Cap

Size	Count	Weight
Large-Cap (> 6 bn)	42	87.35%
Mid-Cap (1.5 bn - 6 bn)	5	8.03%
Small-Cap (0.2 bn - 1.5 bn)	1	1.92%
Micro-Cap (0.0 bn - 0.2 bn)	2	2.70%

BlueStar® US Machine Learning and Quantum Computing Index

Sector Weightings

Sector	Count	Weight
Information Technology	41	84.31%
Industrials	5	8.90%
Communication Services	3	5.12%
Consumer Discretionary	1	1.67%



Index Components

Top Components by Weight	Country	Weight	Best Performing Components	YTD	1 Day
MICROSTRATEGY INC-CL A	US	4.97%	ADVANCED MICRO DEVICES	15.61%	2.77%
NVIDIA CORP	US	3.22%	ASML HOLDING NV-NY REG SHS	29.60%	2.74%
MICRON TECHNOLOGY INC	US	2.82%	MARVELL TECHNOLOGY INC	20.59%	2.50%
MKS INSTRUMENTS INC	US	2.62%	NVIDIA CORP	77.72%	2.45%
COHERENT CORP	US	2.46%	RTX CORPORATION	21.65%	2.40%
ADVANCED MICRO DEVICES	US	2.43%			
TAIWAN SEMICONDUCTOR-SP ADR	TW	2.41%			
MARVELL TECHNOLOGY INC	US	2.40%	Worst Performing Components	YTD	1 Day
APPLIED MATERIALS INC	US	2.39%	MICROSTRATEGY INC-CL A	127.83%	-10.92%
ASML HOLDING NV-NY REG SHS	NL	2.36%	RIGETTI COMPUTING INC	36.05%	-3.60%
LAM RESEARCH CORP	US	2.32%	INTEL CORP	-22.74%	-2.57%
ONTO INNOVATION INC	US	2.28%	BAIDU INC - SPON ADR	-10.58%	-1.83%
Subtotal		32.69%	ARQIT QUANTUM INC	20.04%	-1.56%

Symbols

	Symbol	ISIN	WKN	Sedol	Bloomberg	Reuters	Telekurs
Price Index	BUQFC	DE000SL0C6P6	SL0C6P	BMV3647	BUQFC	.BUQFC	110355584
Total Return Net	BUQFCNTR	DE000SL0C6Q4	SL0C6Q	BMV3658	BUQFCNTR	.BUQFCNTR	110355586
Total Return Gross	-	-	-	-	-	-	-

For further information visit www.marketvector.com

Nothing on this factsheet shall be considered a solicitation to buy or an offer to sell a security, or any other product or service, to any person in any jurisdiction where such offer, solicitation, purchase or sale would be unlawful under the laws of such jurisdiction. Neither MarketVector Indexes GmbH nor any of its licensors makes any warranties or representations, express or implied, to the user with respect to any of the data contained herein. The data is provided for informational purposes only, and the Company shall not be responsible or liable for the accuracy, usefulness or availability of any information transmitted or made available through it. The MarketVector™ family of indexes (MarketVector™, BlueStar®, MVIS®) is protected through various intellectual property rights and unfair competition and misappropriation laws. MVIS® is a registered trademark of Van Eck Associates Corporation that has been licensed to MarketVector Indexes GmbH. MarketVector™ and MarketVector Indexes™ are pending trademarks of Van Eck Associates Corporation. BlueStar®, BlueStar Indexes®, BIGI® and BIGITech® are trademarks of MarketVector Indexes GmbH. You require a licence to launch any product whose performance is linked to the value of a particular MarketVector™ Index and for all use of the MarketVector™ name or name of the MarketVector™ Index in the marketing of the product.