

BlueStar® US HY (3.5-6.5 Year) Bond Index

The BlueStar® US HY (3.5-6.5 Year) Bond Index is designed to track the performance of the largest US high-yield corporate bonds that mature within 3.5 - 6.5 years.

Key Features


Type

USD-denominated bonds issued by US corporate entities

Maturity

A minimum of 3.5 years and a maximum of 6.5 years remaining to maturity to be included in the index.

Weighting Cap

5% on constituent level, 10% on issuer level and 35% on sector level

Review

Quarterly reviews and monthly rebalance

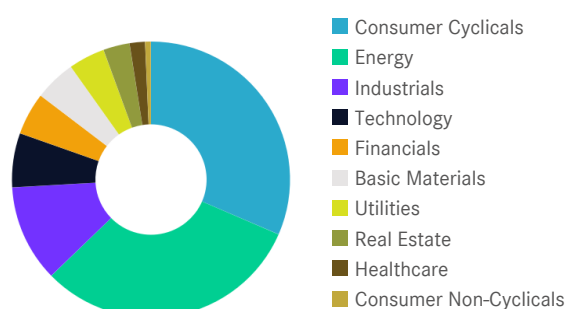
	All Time High/Low	52-Week High/Low
Index	1,127.14/787.06	1,127.14/1,006.64

Index Data

INDEX PARAMETERS		DESCRIPTIVES		PERFORMANCE	
Launch Date	24 Apr 2023	Average Yield to Maturity	7.11	1 Day	-0.10%
Type	Bond	Average Modified Duration	4.52	MTD	1.14%
Currency	USD	Average Years to Maturity	6.31	3MTD	0.16%
Base Date/Base Value	31 Dec 2019 / 1,000.00	Average Coupon	5.74	YTD	0.42%
Components	100	Yield to Worst	7.06	Absolute	Annualised
Market Value bn USD	0.00	Current Yield	6.07		
				1 Year	10.18%
				3 Years	1.34%
				5 Years	-
				7 Years	2.71%

Sector Weightings

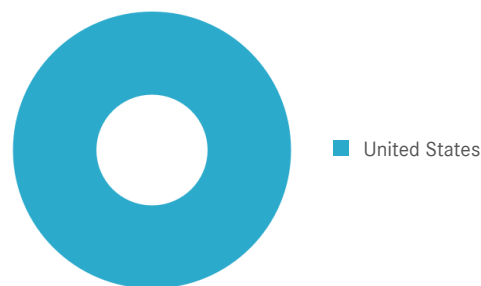
Sector	Count	Weight
Consumer Cyclicals	30	31.50%
Energy	25	31.23%
Industrials	11	11.37%
Technology	6	6.35%
Financials	6	4.97%
Basic Materials	6	4.80%
Utilities	6	4.23%
Real Estate	7	3.07%
Healthcare	2	1.81%
Consumer Non-Cyclical	1	0.67%



BlueStar® US HY (3.5-6.5 Year) Bond Index

Country Weightings

Country	Count	Weight
United States	100	100.00%



Index Components

Top Components by Weight	Coupon	Maturity	Country	Weight	Credit Rating	Count	Weight
VENTURE GLOBAL LNG INC.	9.50%	01 Feb 2029	US	4.49%	High Yield	90	92.06%
CARNIVAL CORPORATION	4.00%	01 Aug 2028	US	3.03%	Investment Grade	8	4.54%
CARVANA CO.	14.00%	01 Jun 2031	US	2.74%	Not rated	2	3.40%
UNITED AIRLINES INC.	4.62%	15 Apr 2029	US	2.42%			
DISH DBS CORPORATION	5.75%	01 Dec 2028	US	2.40%			
OCCIDENTAL PETROLEUM CORPORATI	6.62%	01 Sep 2030	US	2.07%			
ENTEGRIS ESCROW CORP.	4.75%	15 Apr 2029	US	2.05%			
CCO HOLDINGS LLC	4.25%	15 Jan 2034	US	2.04%			
ROYAL CARIBBEAN GROUP	5.50%	01 Apr 2028	US	2.00%			
REGAL REXNORD CORPORATION	6.05%	15 Apr 2028	US	1.71%			
OCCIDENTAL PETROLEUM CORPORATI	6.12%	01 Jan 2031	US	1.61%			
OCCIDENTAL PETROLEUM CORPORATI	8.88%	15 Jul 2030	US	1.59%			
Subtotal				28.17%			

Maturity Breakdown	Count	Weight
0 - 3 Years	-	-
3 - 5 Years	35	40.12%
5 - 7 Years	48	43.19%
7 - 10 Years	13	13.63%
10 - 15 Years	-	-
15 - 20 Years	-	-
20+ Years	4	3.06%


Symbols

	Symbol	ISIN	WKN	Sedol	Bloomberg	Reuters	Telekurs
-	-	-	-	-	-	-	-
-	-	-	-	-	-	-	-
Total Return Gross	BUSHYTR	DE000SL0CPC4	SL0CPC	BN12JD1	BUSHYTR	.BUSHYTR	126529410

BlueStar® US HY (3.5-6.5 Year) Bond Index

Currency Weightings

Country	Count	Weight
USD	100	100.00%



For further information visit www.marketvector.com

Nothing on this factsheet shall be considered a solicitation to buy or an offer to sell a security, or any other product or service, to any person in any jurisdiction where such offer, solicitation, purchase or sale would be unlawful under the laws of such jurisdiction. Neither MarketVector Indexes GmbH nor any of its licensors makes any warranties or representations, express or implied, to the user with respect to any of the data contained herein. The data is provided for informational purposes only, and the Company shall not be responsible or liable for the accuracy, usefulness or availability of any information transmitted or made available through it. The MarketVector™ family of indexes (MarketVector™, Bluestar®, MVIS®) is protected through various intellectual property rights and unfair competition and misappropriation laws. MVIS® is a registered trademark of Van Eck Associates Corporation that has been licensed to MarketVector Indexes GmbH. MarketVector™ and MarketVector Indexes™ are pending trademarks of Van Eck Associates Corporation. BlueStar®, BlueStar Indexes®, BIGI® and BIGITech® are trademarks of MarketVector Indexes GmbH. You require a licence to launch any product whose performance is linked to the value of a particular MarketVector™ Index and for all use of the MarketVector™ name or name of the MarketVector™ Index in the marketing of the product.