

BlueStar® Wind Energy Industry Index

The BlueStar® Wind Energy Industry Index tracks the performance of the largest and most liquid companies in the global wind energy industry. This is a modified market cap-weighted index, and only includes companies that generate at least 50% of their revenue, operating assets, or real estate assets from wind technology, wind farm operations, or wind farm construction services.

Key Features



	All Time High/Low	52-Week High/Low
Total Return Net Index	362.04/96.56	233.15/162.25

Size and Liquidity Requirements

Full MCap of at least 250 mln USD. Three month average-daily-trading volume of at least 500,000 USD at a review and also at the previous two reviews. At least 250,000 shares traded per month over the last six months at a review and also at the previous two reviews.

Universe

Companies have to derive 50% or revenue or operating assets from the generation of or technologies used in the generation of wind energy.

Diversification

Company weightings are capped at 8%.

Review

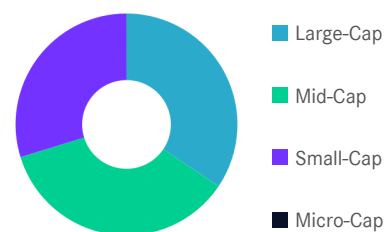
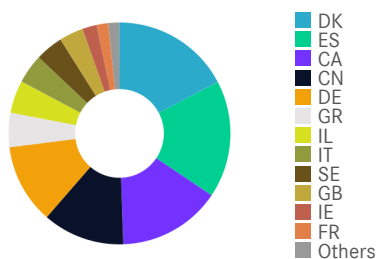
Semi-annual in June and December.

Index Data

INDEX PARAMETERS				FUNDAMENTALS*		ANNUALISED PERFORMANCE*	
Launch Date	23 Mar 2021	Components	22	Price/Earnings Trailing	36.61	1 Month	-3.57%
Type	Sector	Volatility (250 days)	18.93	Price/Book	1.52	1 Year	-20.72%
Currency	USD	Full MCap bn USD	180.38	Price/Sales	1.66	3 Years	-15.59%
Base Date	31 Dec 2014	Float MCap bn USD	126.34	Price/Cash Flow	5.60	5 Years	3.11%
Base Value	100.00	Correlation* (250 days)	0.00	Dividend Yield	2.45	7 Years	6.70%
* -				* as of 31 Mar 2024		* Total Return Net Index	

Country and Size Weightings

Country	Count	Weight
Denmark	2	17.33%
Spain	3	17.09%
Canada	3	15.04%
China	3	11.94%
Germany	3	11.61%
Greece	1	4.99%
Israel	1	4.75%
Italy	1	4.27%
Sweden	1	4.06%
United Kingdom	1	3.51%
Ireland	1	2.11%
France	1	1.68%
Others	1	1.61%

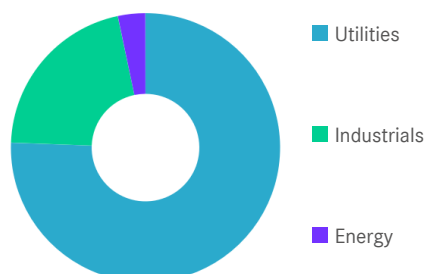


Size	Count	Weight
Large-Cap (> 6 bn)	5	34.43%
Mid-Cap (1.5 bn - 6 bn)	7	35.81%
Small-Cap (0.2 bn - 1.5 bn)	10	29.77%
Micro-Cap (0.0 bn - 0.2 bn)	0	0.00%

BlueStar® Wind Energy Industry Index

Sector Weightings

Sector	Count	Weight
Utilities	17	75.60%
Industrials	4	21.10%
Energy	1	3.30%



Index Components

Top Components by Weight	Country	Weight	Best Performing Components	YTD	1 Day
ORSTED A/S	DK	9.33%	VOLTALIA SA	-24.26%	4.60%
VESTAS WIND SYSTEMS A/S	DK	8.00%	EDP RENOVAVEIS SA	-33.68%	2.84%
IBERDROLA SA	ES	7.90%	CHINA LONGYUAN POWER GROUP-H	-3.15%	2.50%
NORLAND POWER INC	CA	6.78%	NORDEX SE	19.08%	2.07%
NORDEX SE	DE	5.71%	INNERGEX RENEWABLE ENERGY INC	-12.16%	1.92%
EDP RENOVAVEIS SA	ES	5.68%			
TERNA ENERGY SA	GR	4.99%			
CHINA LONGYUAN POWER GROUP-H	CN	4.83%			
ENERGIX-RENEWABLE ENERGIES LTD	IL	4.75%			
BORALEX INC -A	CA	4.49%			
ERG SPA	IT	4.27%			
OX2 AB (PUBL)	SE	4.06%			
Subtotal		70.78%			
			Worst Performing Components	YTD	1 Day
			OX2 AB (PUBL)	-17.82%	-7.76%
			ENERGIX-RENEWABLE ENERGIES LTD	2.32%	-1.49%
			CHINA SUNTIEN GREEN ENERGY-H	13.06%	-0.92%
			GREENCOAT RENEWABLES PLC	-15.27%	-0.54%
			IBERDROLA SA	-6.58%	-0.50%

Symbols

	Symbol	ISIN	WKN	Sedol	Bloomberg	Reuters	Telekurs
Price Index	BWIND	DE000SL0CRN7	SL0CRN	BKPKKX7	BWIND	.BWIND	110078725
Total Return Net	BWINDNTR	DE000SL0CRP2	SL0CRP	BKPKKY8	BWINDNTR	.BWINDNTR	110078726
Total Return Gross	-	-	-	-	-	-	-

For further information visit www.marketvector.com

Nothing on this factsheet shall be considered a solicitation to buy or an offer to sell a security, or any other product or service, to any person in any jurisdiction where such offer, solicitation, purchase or sale would be unlawful under the laws of such jurisdiction. Neither MarketVector Indexes GmbH nor any of its licensors makes any warranties or representations, express or implied, to the user with respect to any of the data contained herein. The data is provided for informational purposes only, and the Company shall not be responsible or liable for the accuracy, usefulness or availability of any information transmitted or made available through it. The MarketVector™ family of indexes (MarketVector™, BlueStar®, MVIS®) is protected through various intellectual property rights and unfair competition and misappropriation laws. MVIS® is a registered trademark of Van Eck Associates Corporation that has been licensed to MarketVector Indexes GmbH. MarketVector™ and MarketVector Indexes™ are pending trademarks of Van Eck Associates Corporation. BlueStar®, BlueStar Indexes®, BIGI® and BIGITech® are trademarks of MarketVector Indexes GmbH. You require a licence to launch any product whose performance is linked to the value of a particular MarketVector™ Index and for all use of the MarketVector™ name or name of the MarketVector™ Index in the marketing of the product.