

## MarketVector™ Artificial Intelligence ESG Index

The MarketVector™ Artificial Intelligence ESG Index (MVAI) tracks the performance of the largest and most liquid companies in the global artificial intelligence industry. This is a modified market cap-weighted index, and includes companies with a focus on productivity software, big data analytics related to machine learning, and embedded machine learning semiconductors. MVAI adheres to ESG criteria.

### Key Features



	All Time High/Low	52-Week High/Low
<b>Total Return Net Index</b>	2,789.19/918.35	2,628.45/1,850.50

#### Size and Liquidity Requirements

Full MCap of at least 1 bn USD (100 bln USD for internet service companies). Three month average-daily-trading volume of at least 5 mln USD at a review and also at the previous two reviews. At least 250,000 shares traded per month over the last six months at a review and also at the previous two reviews.

#### Universe

Companies with a focus on productivity software, big data analytics related to machine learning, and embedded machine learning semiconductors.

#### Diversification

Company weightings are capped at 3%.

#### Review

Semi-annual in June and December.

### Index Data

#### INDEX PARAMETERS

<b>Launch Date</b>	22 May 2023
<b>Type</b>	Sector
<b>Currency</b>	EUR
<b>Base Date</b>	31 Dec 2017
<b>Base Value</b>	1,000.00

<b>Components</b>	96
<b>Volatility</b> (250 days)	18.92
<b>Full MCap</b> bn USD	7,729.50
<b>Float MCap</b> bn USD	6,176.43
<b>Correlation*</b> (250 days)	0.17

\* Indxx Global Robotics & Artificial Intelligence Thematic \* as of 31 Mar 2024

#### FUNDAMENTALS\*

<b>Price/Earnings Trailing</b>	-9.87
<b>Price/Book</b>	5.19
<b>Price/Sales</b>	2.25
<b>Price/Cash Flow</b>	23.98
<b>Dividend Yield</b>	0.43

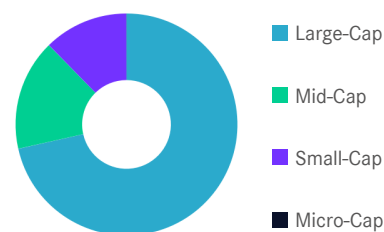
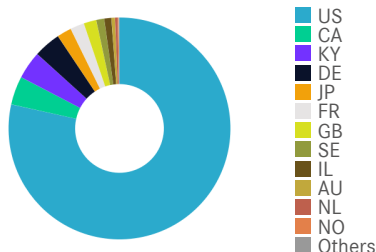
#### ANNUALISED PERFORMANCE\*

<b>1 Month</b>	-7.76%
<b>1 Year</b>	20.07%
<b>3 Years</b>	1.14%
<b>5 Years</b>	13.35%
<b>7 Years</b>	14.63%

\* Total Return Net Index

### Country and Size Weightings

Country	Count	Weight
United States	68	78.50%
Canada	4	4.15%
Cayman Islands	5	4.06%
Germany	3	3.92%
Japan	3	2.11%
France	2	2.04%
United Kingdom	1	1.85%
Sweden	2	1.16%
Israel	2	1.04%
Australia	2	0.52%
Netherlands	2	0.40%
Norway	1	0.12%
Others	1	0.12%

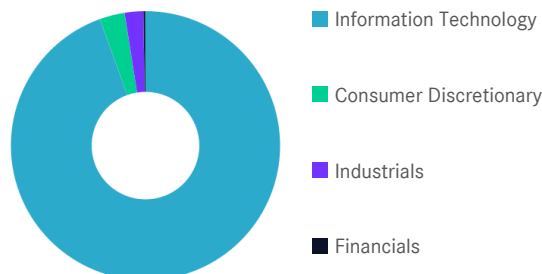


Size	Count	Weight
Large-Cap (> 6 bn)	48	71.49%
Mid-Cap (1.5 bn - 6 bn)	26	16.18%
Small-Cap (0.2 bn - 1.5 bn)	22	12.33%
Micro-Cap (0.0 bn - 0.2 bn)	0	0.00%

# MarketVector™ Artificial Intelligence ESG Index

## Sector Weightings

Sector	Count	Weight
Information Technology	91	94.50%
Consumer Discretionary	1	3.02%
Industrials	3	2.24%
Financials	1	0.24%



## Index Components

Top Components by Weight	Country	Weight	Best Performing Components	YTD	1 Day
NVIDIA CORP	US	5.23%	ATOS SE	-74.61%	4.21%
MICROSTRATEGY INC-CL A	US	4.30%	AUTODESK INC	-11.08%	2.79%
INTERNATIONAL BUSINESS MACHINES CORP	US	3.54%	SPS COMMERCE INC	-14.63%	1.45%
SAP AG-SPONSORED ADR	DE	3.47%	ENGHOUSE SYSTEMS LTD	-16.01%	1.17%
SALESFORCE INC	US	3.39%	ASPEN TECHNOLOGY INC (NEW)	-9.85%	0.96%
MICROSOFT CORP	US	3.38%			
INTUIT COM	US	3.34%			
SERVICENOW INC	US	3.25%			
ORACLE CORP	US	3.20%			
SHOPIFY INC	CA	3.06%			
ALIBABA GROUP HOLDING-SP ADR	KY	3.02%			
SNOWFLAKE INC	US	2.46%			
<b>Subtotal</b>		41.61%			

Worst Performing Components	YTD	1 Day
WEIMOB INC	-61.24%	-17.67%
NVIDIA CORP	53.88%	-10.00%
RENESAS ELECTRONICS CORP	-14.27%	-6.02%
KINGDEE INTERNATIONAL SFTWR	-36.23%	-5.72%
ADVANCED MICRO DEVICES	-0.52%	-5.44%

## Symbols

	Symbol	ISIN	WKN	Sedol	Bloomberg	Reuters	Telekurs
<b>Price Index</b>	MVAI	DE000SLOHEX3	SLOHEX	BLCW7J8	MVAI	.MVAI	126777219
<b>Total Return Net</b>	MVAITR	DE000SLOHEY1	SLOHEY	BLCW7K9	MVAITR	.MVAITR	126777221
<b>Total Return Gross</b>	-	-	-	-	-	-	-

For further information visit [www.marketvector.com](http://www.marketvector.com)

Nothing on this factsheet shall be considered a solicitation to buy or an offer to sell a security, or any other product or service, to any person in any jurisdiction where such offer, solicitation, purchase or sale would be unlawful under the laws of such jurisdiction. Neither MarketVector Indexes GmbH nor any of its licensors makes any warranties or representations, express or implied, to the user with respect to any of the data contained herein. The data is provided for informational purposes only, and the Company shall not be responsible or liable for the accuracy, usefulness or availability of any information transmitted or made available through it. The MarketVector™ family of indexes (MarketVector™, BlueStar®, MVIS®) is protected through various intellectual property rights and unfair competition and misappropriation laws. MVIS® is a registered trademark of Van Eck Associates Corporation that has been licensed to MarketVector Indexes GmbH. MarketVector™ and MarketVector Indexes™ are pending trademarks of Van Eck Associates Corporation. BlueStar®, BlueStar Indexes®, BIGI® and BIGITech® are trademarks of MarketVector Indexes GmbH. You require a licence to launch any product whose performance is linked to the value of a particular MarketVector™ Index and for all use of the MarketVector™ name or name of the MarketVector™ Index in the marketing of the product.