

MVIS® Australia (AUD) Index

The MVIS® Australia Index (MVAUS) tracks the performance of the largest and most liquid companies incorporated in Australia and listed on the Australian Stock Exchange. This is a modified market cap-weighted index, and it also includes non-local companies incorporated outside Australia which are listed on the ASX that generate at least 50% of their revenue in Australia. MVAUS covers at least 90% of the investable universe and is calculated in Australian Dollars.

Key Features



All Time High/Low **52-Week High/Low**

Total Return Net Index 3,067.24/898.76 3,067.24/2,636.87

Size and Liquidity Requirements

Full MCap of at least 150 mln USD. Three month average-daily-trading volume of at least 1 mln USD at a review and also at the previous two reviews. At least 250,000 shares traded per month over the last six months at a review and also at the previous two reviews.

Pure-Play

Index includes non-local companies.

Diversification

Company weightings are capped at 8%.

Review

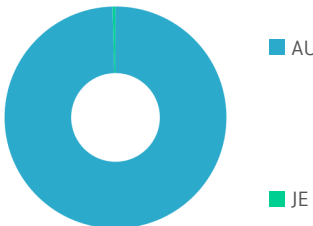
Quarterly.

Index Data

INDEX PARAMETERS				FUNDAMENTALS*		ANNUALISED PERFORMANCE*	
Launch Date	29 Nov 2013	Components	76	Price/Earnings Trailing	20.54	1 Month	-0.52%
Type	Country	Volatility (250 days)	13.88	Price/Book	2.25	1 Year	8.78%
Currency	AUD	Full MCap bn USD	2,091.47	Price/Sales	2.08	3 Years	4.69%
Base Date	31 Dec 2002	Float MCap bn USD	1,597.71	Price/Cash Flow	10.59	5 Years	5.21%
Base Value	1,000.00	Correlation* (250 days)	0.83	Dividend Yield	3.90	7 Years	5.36%
* MSCI Australia				* as of 31 Mar 2024		* Total Return Net Index	


Country and Size Weightings

COUNTRY WEIGHTINGS EXCL. NON-LOCAL*



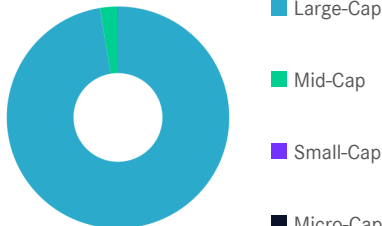
Country	Count	Weight
Australia	75	99.58%
Jersey	1	0.42%

COUNTRY WEIGHTINGS INCL. NON-LOCAL*



Country	Non-Local	Count	Weight
Australia	1	76	100.00%

SIZE WEIGHTINGS



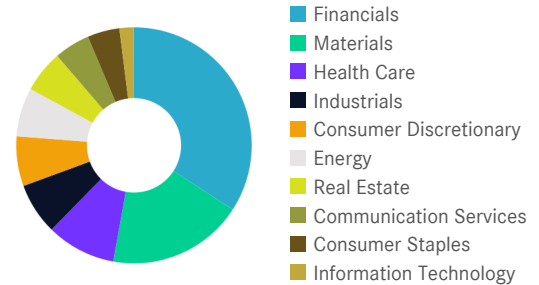
Size	Count	Weight
Large-Cap (> 6 bn)	66	97.41%
Mid-Cap (1.5 bn - 6 bn)	10	2.59%
Small-Cap (0.2 bn - 1.5 bn)	0	0.00%
Micro-Cap (0.0 bn - 0.2 bn)	0	0.00%

*Companies incorporated outside of a certain region or country that generate at least 50.00% of their revenues (or, where applicable, have at least 50.00% of their assets) in that region or country.

MVIS® Australia (AUD) Index

Sector Weightings

Sector	Count	Weight	Count*	Weight*	Difference
Financials	14	33.57%	14	33.71%	-0.14%
Materials	14	18.33%	13	17.98%	0.35%
Health Care	4	9.36%	4	9.40%	-0.04%
Industrials	11	6.95%	11	6.98%	-0.03%
Consumer Discretionary	5	6.70%	5	6.73%	-0.03%
Energy	6	6.56%	6	6.58%	-0.03%
Real Estate	8	5.69%	8	5.71%	-0.02%
Communication Services	4	4.81%	4	4.83%	-0.02%
Consumer Staples	4	4.34%	4	4.36%	-0.02%
Information Technology	3	1.95%	3	1.95%	-0.01%



* represent hypothetical values obtained excluding non-local components

Index Components

Top Components by Weight	Non-Local	Country	Weight	Best Performing Components	YTD	1 Day
BHP GROUP LTD	-	AU	8.06%	WHITEHAVEN COAL LTD	-3.02%	5.20%
COMMONWEALTH BANK OF AUSTRALIA	-	AU	7.98%	IGO LTD	-17.11%	4.60%
CSL LTD ORD	-	AU	6.88%	ARCADIUM LITHIUM PLC CDI	-42.85%	3.96%
NATIONAL AUSTRALIA BANK LTD	-	AU	6.12%	LYNAS RARE EARTHS LTD	-19.21%	3.65%
WESTPAC BANKING CORPORATION	-	AU	5.17%	RIO TINTO LTD	-7.39%	3.31%
ANZ GROUP HOLDINGS LTD	-	AU	4.96%			
WESFARMERS LTD	-	AU	4.28%			
MACQUARIE GROUP LTD ORD	-	AU	3.82%	Worst Performing Components	YTD	1 Day
WOODSIDE ENERGY GROUP LTD	-	AU	3.30%	COCHLEAR LTD	4.32%	-1.80%
TELSTRA GROUP LTD	-	AU	2.96%	SANTOS LTD	1.96%	-1.70%
GOODMAN GROUP ORD UNIT	-	AU	2.86%	AMPOL LTD	13.44%	-1.42%
FORTESCUE METALS GROUP LTD	-	AU	2.47%	DEXUS/AU	-4.83%	-1.23%
Subtotal			58.86%	RAMSAY HEALTH CARE LTD ORD	-0.56%	-1.10%

Symbols

	Symbol	ISIN	WKN	Sedol	Bloomberg	Reuters	Telekurs
Price Index	MVAUS	DE000SLA5PR4	SLA5PR	BG7ZLY0	MVAUS	.MVAUS	23174280
Total Return Net	MVAUSTR	DE000SLA5NR9	SLA5NR	BG7ZLX9	MVAUSTR	.MVAUSTR	23174276
Total Return Gross	MVAUSTRG	DE000SLA5GR3	SLA5GR	BG7ZLW8	MVAUSTRG	.MVAUSTRG	23174004

For further information visit www.marketvector.com

Nothing on this factsheet shall be considered a solicitation to buy or an offer to sell a security, or any other product or service, to any person in any jurisdiction where such offer, solicitation, purchase or sale would be unlawful under the laws of such jurisdiction. Neither MarketVector Indexes GmbH nor any of its licensors makes any warranties or representations, express or implied, to the user with respect to any of the data contained herein. The data is provided for informational purposes only, and the Company shall not be responsible or liable for the accuracy, usefulness or availability of any information transmitted or made available through it. The MarketVector™ family of indexes (MarketVector™, BlueStar®, MVIS®) is protected through various intellectual property rights and unfair competition and misappropriation laws. MVIS® is a registered trademark of Van Eck Associates Corporation that has been licensed to MarketVector Indexes GmbH. MarketVector™ and MarketVector Indexes™ are pending trademarks of Van Eck Associates Corporation. BlueStar®, BlueStar Indexes®, BIGI® and BIGITech® are trademarks of MarketVector Indexes GmbH. You require a licence to launch any product whose performance is linked to the value of a particular MarketVector™ Index and for all use of the MarketVector™ name or name of the MarketVector™ Index in the marketing of the product.